

# State of California Consolidated Annual Performance & Evaluation Report (CAPER) Fiscal Year 2022-2023 (FY22)

September 7, 2023  
1:00pm - 2:30pm


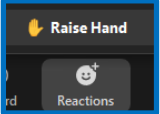
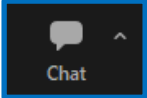

California Department of Housing and  
Community Development (HCD)

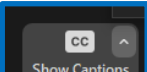
Division of Federal Financial Assistance (DFFA)





# Housekeeping

- ▶ All Participant Lines Muted Upon Entry 
- ▶ Use “Raise Hand” Feature 
- ▶ Use Chat 
- ▶ Comments on FY22 CAPER Saved as Public Record
- ▶ Periodically Pause for Questions/Comments
- ▶ Call In Option 

Meeting ID: 893 6276 1396  
One tap mobile  
+16694449171,,89362761396# US  
+16699009128,,89362761396# US (San Jose)
- ▶ Meeting Is Recorded
- ▶ Recording and Slides Available/Posted
- ▶ Closed Captioning 



# Presenters

- ▶ *Presentation Host*

- ▶ Chelsea Meuleman - *HUD Reporting Manager*

- ▶ *Presenters*

- ▶ Dawn Magnusson - *HUD Reporting Representative II*

- ▶ Timothy Koop-Whittle - *HUD Reporting Representative II*

- ▶ Felicity Gasser - *Federal CDBG-CV Specialist II*

- ▶ Sarah Theobald - *ESG Program Manager*

- ▶ Connie Mallavia - *ESG-CV Specialist II*

- ▶ Jay Cortese - *HOME Program Manager*

- ▶ Melissa Harty-Swaleh - *HOME Program Manager*

- ▶ Anne Nicholls - *NHTF Program Section Chief*

- ▶ Christopher Kent - *HOPWA Program Manager*

- ▶ Claudia Sharygin - *Federal Reporting Special Consultant*



# Agenda

- ▶ Introduction
- ▶ CAPER Background
- ▶ Goals and Accomplishments
- ▶ Program Highlights
- ▶ Other Sections
- ▶ Questions/Comments
- ▶ Resources

# CAPER Background





# CAPER Background

- ▶ The Consolidated Annual Performance and Evaluation Report (CAPER) is an assessment of the progress made towards achieving strategic plan and action plan goals.
- ▶ Fiscal Year 2022-23 (FY22)
  - ▶ Reporting Period: 7.1.22 - 6.30.23
- ▶ Programs Included:
  - ▶ **Community Development Block Grant (CDBG) Program**
    - ▶ CDBG Coronavirus Aid, Relief, and Economic Security (CARES) Act (CDBG-CV)
  - ▶ **Emergency Solutions Grants (ESG) Program**
    - ▶ ESG Coronavirus Aid, Relief, and Economic Security (CARES) Act (ESG-CV)
  - ▶ **HOME Investment Partnerships (HOME) Program**
  - ▶ **National Housing Trust Fund (NHTF or HTF) Program**
  - ▶ **Housing Opportunities for Persons With AIDS (HOPWA) Program**



# CAPER Background (Continued)

## CAPER Sections

- ▶ CR-05 Goals and Outcomes
- ▶ CR-10 Racial and Ethnic Composition of Families
- ▶ CR-15 Resources and Investments
- ▶ CR-20 Affordable Housing
- ▶ CR-25 Homeless and Other Special Needs
- ▶ CR-30 Public Housing
- ▶ CR-40 Monitoring
- ▶ CR-45 CDBG
- ▶ CR-50 HOME
- ▶ CR-55 HOPWA
- ▶ CR-58 Section 3
- ▶ CR-60 ESG
- ▶ CR-65 ESG Persons Assisted
- ▶ CR-70 ESG Assistance Provided and Outcomes
- ▶ CR-75 ESG Expenditures

# CR-05

## Goals and Accomplishments







# CR-05 Goals and Accomplishments

Action Plan Goal	Amount Expended	Goal Outcome Indicator (GOI)	% of Goal
Increase Housing Affordability	CDBG: \$4,175,233	Rental Units Constructed: 286 Household Housing Units (HHU)	72%
	HOME: \$35,055,408	Rental Units Rehabilitated: 46 HHU	51%
		Homeowner Housing Rehabilitated: 85 HHU	170%
		Homeowner Housing Added: 101 HHU	202%
HTF: \$21,839,690	Direct Financial Assistance to Homebuyers: 148 HH Assisted (HA)	296%	



# CR-05 Goals and Accomplishments

Action Plan Goal	Amount Expended	Goal Outcome Indicator (GOI)	% of Goal
Addressing and Preventing Homelessness	ESG: \$10,102,550	Tenant-Based Rental Assistance/ Rapid Rehousing: 3,215 HA	131%
	HOME: \$444,364	Homeless Person Overnight Shelter: 19,771 Persons Assisted	439%
	HOPWA: \$3,587,169	Homelessness Prevention: 643 Persons Assisted	214%
		HIV/AIDS Housing Operations: 587 HHU	1,067%



# CR-05

## Goals and Accomplishments

Action Plan Goal	Amount Expended	Goal Outcome Indicator (GOI)	% of Goal
Increase Economic Development Opportunities	CDBG: \$4,154,214	Jobs Created/Retained: 364 Jobs	228%
		Businesses Assisted: 38 Businesses	380%



# CR-05

## Goals and Accomplishments

Action Plan Goal	Amount Expended	Goal Outcome Indicator (GOI)	% of Goal
Maintain or Improve Public Facilities and Infrastructure	CDBG: \$23,661,318	Public Facility or Infrastructure Activities other than Low/Moderate Income Housing Benefit: 118,878 Persons Assisted	1,674%



# CR-05 Goals and Accomplishments

Action Plan Goal	Amount Expended	Goal Outcome Indicator (GOI)	% of Goal
Maintain or Improve Access to Public Services	CDBG: \$5,474,020	Public Service Activities other than Low/Moderate Income Housing Benefit: 40,529 Persons Assisted	2,702%
		Public Service Activities for Low/Moderate Income Housing Benefit: 48 HA	48%
*Recovery Assistance for Natural Disaster Survivors	*Activities associated with this goal are funded by HCD's Disaster Recovery (DR) program:  <a href="https://www.hcd.ca.gov/grants-and-funding/disaster-recovery-and-mitigation">https://www.hcd.ca.gov/grants-and-funding/disaster-recovery-and-mitigation</a>		

# CR-15 Resources and Investments





# CR-15

## Resources and Investments

Program	Resources Made Available	Expended* During Program Year
CDBG	\$51,778,414	\$41,562,015
ESG	\$12,513,276	\$11,415,165
HOME	\$58,880,663	\$35,499,772
HTF	\$132,021,214	\$21,839,690
HOPWA	\$5,764,633	\$3,587,169
Other	\$1,357,403,854	\$85,104,112

\*Expended = Drawn from IDIS/DRGR

# CR-20 Affordable Housing







# CR-20 Affordable Housing

Description of Affordable Housing	One Year Goal	Actual
Number of homeless households to be provided affordable housing units	2,550	3,108 ESG: 3,108
Number of non-homeless households to be provided affordable housing units	724	741 (CDBG: 342, HOME: 280, HTF: 119)
Number of special needs households to be provided affordable housing units	952	578 HOPWA: 578
<b>TOTAL</b>	<b>4,226</b>	<b>4,427</b>



# CR-20 Affordable Housing

Description of Affordable Housing	One Year Goal	Actual
Number of households supported through rental assistance	3,452	3,761 (ESG: 3,108, HOME: 75, HOPWA: 578)
Number of households supported through the production of new units	578	387 (CDBG: 86, HOME: 182, HTF: 119)
Number of households supported through rehabilitation of existing units	146	131 (CDBG: 121, HOME: 10)
Number of households supported through acquisition of existing units	50	148 (CDBG: 135, HOME: 13)
<b>TOTAL</b>	<b>4,226</b>	<b>4,427</b>

# Program Highlights

## Community Development Block Grant (CDBG)





# CDBG - Program Highlights

Activity	Amount Expended	Accomplishments
Housing	\$ 4,175,233	207 housing units 135 households
Economic Development	\$ 4,154,214	364 jobs created/retained 38 businesses assisted
Public Facilities and Improvements	\$ 23,661,318	118,878 persons assisted
Public Services	\$ 5,474,020	40,529 persons assisted 48 households assisted



# CDBG - Program Highlights

- ▶ Successfully closing out FY 2017 Contracts
- ▶ Expenditure of all 2016 funds prior to the September 2023 statutory recapture deadline.
- ▶ Launch of post-COVID onsite monitoring program
- ▶ Continued high expenditure rates of awarded funds, meaning money is getting out into communities effectively. Ranking #1 in our Program Year Group for expenditure rates in the last 12 months.



# CDBG - Success Story

## City of Fort Bragg - Cypress Street Residential Care Facility for the Elderly

Community Partner: Parents and Friends

- ▶ Fort Bragg was awarded \$3 million from 2017 CDBG funding for a facility for persons with disabilities. Construction of three structures, each consisting of 4-bedrooms and 3-bathrooms.
- ▶ The facility has capacity to serve 12 extremely-low-income, developmentally disabled adults who are living with age-related disabilities, providing wrap-around services.



# CDBG - Success Story

In Fort Bragg, Parents and Friends, Inc. broke ground on April 25, 2022, for a new senior residential care facility. The facility was completed on May 12, 2023. Eligible program participants will be starting to move into the new site during Summer 2023.

People now tend to outlive their family homes and caregivers, so a new residential care facility in Fort Bragg is the logical and necessary next step to creating a supportive residential care facility that allows individuals to age in place in their community.





# CDBG - Success Story







# CDBG - Success Story





# CDBG - Success Story

City of Guadalupe - LeRoy Park

Community Partner: Amigos de Guadalupe

- ▶ An award made to the City of Guadalupe funded a fully renovated community center, which will include a renovated gym and stage, new ADA accessible bathrooms and numerous rooms for learning and recreational activities.

Before:



After:



# Program Highlights

## Community Development Block Grant CARES Act (CDBG-CV)





# CDBG-CV - Program Highlights

- ▶ FY 2022-23 CDBG-CV expenditures totaled \$37,283,488
- ▶ 70 Jobs created/retained
- ▶ 29 Businesses assisted
- ▶ 43,855 persons assisted with public services

# Program Highlights

## Emergency Solutions Grants (ESG)





# ESG - Program Highlights

- ▶ During the FY22 Reporting Period, ESG served more than 23,000 persons and expended over \$11 million dollars.
- ▶ More than 6,100 persons exited the program to permanent housing as a result of these ESG funds being made available and utilized.



# ESG - Program Highlights

Activity Type	Expenditures	Persons Served	Persons exited to permanent housing
Rapid Re-Housing	\$6,152,856	4,096	2,779
Emergency Shelter	\$3,821,081	11,068	2,392
Street Outreach	\$669,582	8,623	1,688
Homelessness prevention	\$128,613	189	61

# Program Highlights

## Emergency Solutions Grants CARES ACT (ESG-CV)







# ESG-CV - Program Highlights

- ▶ 49 Subrecipients have executed contracts to utilize ESG-CV funds to prepare for, prevent and respond to COVID-19.
- ▶ 7 of the 49 are Tribal Communities and have executed contracts to utilize ESG-CV funds for: Street Outreach, Rapid Rehousing and Emergency Shelter projects.
- ▶ HCD is working with ICF to provide training, technical assistance and support to subrecipients.
- ▶ Communities continue to support those affected by COVID 19 in shelters and permanent housing.



# ESG-CV – Program Highlights

Start of ESG-CV through June 30, 2023

Activity Type	Expenditures	Persons Served
Emergency Shelter	\$14,183,292	48,903 Persons Assisted
Rapid Rehousing	\$98,228,583	23,664 Persons Assisted
Street Outreach	\$27,783,785	22,302 Persons Assisted
Homelessness Prevention	\$658,824	888 Persons Assisted
HMIS	\$4,459,199	N/A

# Program Highlights

## HOME Investment Partnerships (HOME)





# HOME - Program Highlights

- ▶ Awarded \$50,808,156 to ten applicants for nine Rental New Construction projects and one Rental Acquisition and Rehabilitation project.
- ▶ Awarded \$4,200,000 to seven State Recipient applicants for nine Program Activities.



# HOME - Program Highlights

<b>Activity Type</b>	<b>Expenditures</b>	<b>Units Completed/ Assisted</b>
Rental Construction/ Rehabilitation	\$32,473,014	167
Tenant-Based Rental Assistance	\$444,364	75
Direct Financial Assistance to Homebuyers	\$1,162,633	13
Owner-Occupied Rehabilitation	\$724,761	7



# HOME Investment Partnerships Program (HOME) – Success Story

## Ukiah Senior Apartments

- Multifamily Rental New Construction Project
- 30 HOME-assisted Units
- Target Population: Seniors (aged 55 + Years)
- Seniors earning up to 60% of Area Median Income
- 27 One-bedroom apartments & 4 Two-bedroom apartments
- On-Site Amenities: office, spacious community room, exercise room, and kitchen
- A pharmacy, grocery store and bank are within a mile of the project
- Located in the City of Ukiah, Mendocino County



# Program Highlights

## National Housing Trust Fund (NHTF)





# NHTF - Program Highlights

- ▶ **The state is implementing the approved NHTF Allocation Plan.**
  - Affordable multifamily rental housing.
  - Target Population: Extremely Low-Income households at or below 30% of Area Median Income (AMI).

Project name	Location	NHTF Completed Units	Other Units	Exempt Mgmt. Units	Total Units
Coldstream Commons	Truckee	23	24	1	48
Coliseum Place	Oakland	25	33	1	59
Manzanita Family	Napa	22	28	1	51
Willett Ranch	Ventura	49	0	1	50
<b>Total</b>		<b>119</b>	<b>85</b>	<b>4</b>	<b>208</b>





# NHTF - Success Story

## Coliseum Place in Oakland





## NHTF - Coliseum Place (cont'd)

- ▶ New Construction: 59 apartments
  - 11 one-bedroom
  - 28 two-bedroom
  - 20 three-bedroom units
- ▶ Area Median Income (AMI) Range: 20% to 50% AMI
- ▶ 25 NHTF Assisted Units
- ▶ 37 units with Project Based Vouchers



# NHTF - Coliseum Place (cont'd)

## Amenities

- On-site manager
- Supportive services programs
- Resident services and social activities
- Elevator
- Community room with kitchen
- Landscaped courtyard
- Pet friendly environment,
- Vehicle and bicycle parking
- Views of Oakland, the East Bay Hills, and the San Francisco Bay





# NHTF - Success Story

## Manzanita Family Apartments





## NHTF - Manzanita Family Apts. (cont'd)

- ▶ New Construction: 51 apartments
  - 25 one-bedroom
  - 13 two-bedroom
  - 13 three-bedroom units
- ▶ Area Median Income (AMI) Range: 30% to 60% AMI
- ▶ 22 NHTF Assisted Units
- ▶ 18 HOME Assisted Units
- ▶ 24 Affordable Housing & Sustainable Communities (AHSC) Assisted Units layered with the NHTF and HOME units
- ▶ 20 units with Project Based Vouchers from HUD



# NHTF - Manzanita Family Apts. (cont'd)



# Program Highlights

## Housing Opportunities for Persons With AIDS (HOPWA)





# HOPWA - Program Highlights

- ▶ The Housing Opportunities for Persons With AIDS (HOPWA) Program funds housing assistance and supportive services designed to reduce or prevent homelessness for persons living with HIV.
- ▶ During FY 2022-23, HOPWA served:
  - ▶ 578 households with housing assistance (rent, mortgage, utility, move-in, shelter, facility operating costs).
  - ▶ 785 households with supportive services (food, transportation, case management).
  - ▶ 286 households with housing location and information assistance.





# HOPWA - Success Story

- ▶ A client experiencing homelessness faced hardships, hurdles, and family heartache, and was determined to maintain 14 years of sobriety. After one year of HOPWA services, including Facility-Based Housing-Hotel/Motel, Housing Information Services, Permanent Housing Placement, and Supportive Services like Case Management, Meals/Nutrition, and Transportation, the client was able to become housed and receive a Housing Choice Voucher. Even after obtaining housing, the client remains committed to a local organization dedicated to helping people experiencing homelessness chart a pathway into housing while volunteering to help clean streets, parks, and other public spaces. The client is now working towards being a Home Care Provider, and hopes to go to school to become a Phlebotomy Technician in the future.

# Other Sections





# Other Sections

- ▶ **CR-10:** Racial and Ethnic Composition of Families Assisted
- ▶ **CR-25:** Homelessness and Other Special Needs
- ▶ **CR-35:** Other Actions
  - ▶ Other actions taken to remove barriers to affordable housing, address underserved needs, and reduce the number of families in poverty.
- ▶ **CR-40:** Monitoring



# Questions, Comments, Feedback?





# Public Comments and Questions

- ▶ **Draft FY22 CAPER:**
  - ▶ <https://www.hcd.ca.gov/sites/default/files/docs/policy-and-research/plan-report/state-of-ca-2022-2023-caper.pdf>
- ▶ **Public Comment Period:**
  - ▶ September 1, 2023 - September 17, 2023
- ▶ **Comments can be provided in any form that is convenient to the public, including:**
  - ▶ **Written Responses**

2020 W. El Camino Ave.  
Sacramento, CA 95833
  - ▶ **Email**

[CAPER@hcd.ca.gov](mailto:CAPER@hcd.ca.gov)
  - ▶ **Phone**

(916) 450-3083



# Resources

## ▶ CAPER:

- ▶ <https://www.hcd.ca.gov/policy-and-research/plans-and-reports>
- ▶ Click on “Federal Plans and Reports”, under Consolidated Annual Performance and Evaluation Reports (CAPER)
  - ▶ <https://www.hcd.ca.gov/sites/default/files/docs/policy-and-research/plan-report/state-of-ca-2022-2023-caper.pdf>

## ▶ Federal Plans & Reports:

- ▶ <https://www.hcd.ca.gov/policy-and-research/plans-and-reports>
- ▶ Click on “Federal Plans and Reports”



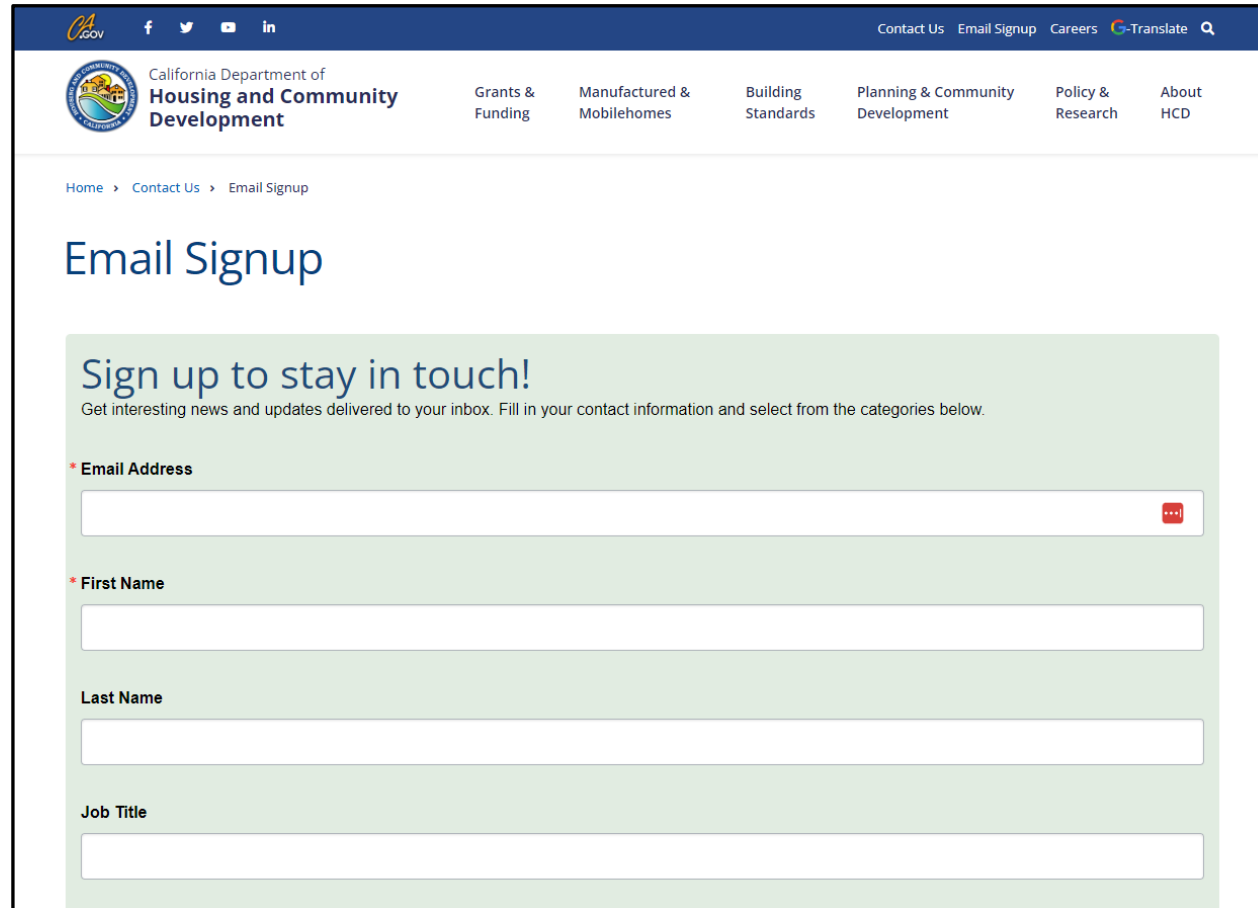
## Resources (Cont.)

- ▶ HCD Active Programs:
  - ▶ <https://www.hcd.ca.gov/grants-and-funding/programs-active>
- ▶ HCD Comments/Questions/Feedback:
  - ▶ [CAPER@hcd.ca.gov](mailto:CAPER@hcd.ca.gov)
- ▶ HCD Email Signup:
  - ▶ <https://www.hcd.ca.gov/contact-us/email-signup>



# Stay in the know & sign up for HCD emails

<https://www.hcd.ca.gov/contact-us/email-signup>

A screenshot of the California Department of Housing and Community Development's email signup page. The page has a dark blue header with the CA.gov logo, social media icons for Facebook, Twitter, YouTube, and LinkedIn, and navigation links for Contact Us, Email Signup, Careers, and Translate. Below the header is the department's name and a menu of services including Grants & Funding, Manufactured & Mobilehomes, Building Standards, Planning & Community Development, Policy & Research, and About HCD. The main content area shows a breadcrumb trail (Home > Contact Us > Email Signup) and a large heading "Email Signup". A green box contains the text "Sign up to stay in touch!" followed by the instruction "Get interesting news and updates delivered to your inbox. Fill in your contact information and select from the categories below." Below this are four input fields: "Email Address" (with a red asterisk and a red "x" icon), "First Name", "Last Name", and "Job Title".





# Follow HCD on Social Media



▶ Like us on Facebook: [/CaliforniaHCD](#)



▶ Follow us on Twitter: [@California\\_HCD](#)



▶ Follow us on LinkedIn: [/company/californiahcd](#)



# Join Team HCD

HCD values diversity at all levels of the department and is committed to fostering an environment in which employees from a variety of backgrounds, cultures, and personal experiences are welcomed and can thrive. We believe the diversity of our employees and their unique ideas inspire innovative solutions to complex housing challenges.

Join us and help improve the lives of all Californians.

**To find jobs at HCD:**

Visit: [jobs.ca.gov](https://jobs.ca.gov) and click “Advanced Job Search.”

- ▶ Search for California Department of Housing and Community Development

**New to state service? Don't worry.**

You can view the step-by-step process on [jobs.ca.gov](https://jobs.ca.gov).



# Thank you!

Thank you for your participation. Your feedback helps us in our efforts to promote safe, affordable homes and vibrant, inclusive, sustainable communities for all Californians.

For more information, or to send a comment or question, please email [CAPER@hcd.ca.gov](mailto:CAPER@hcd.ca.gov).