



Meeting California's REGIONAL Housing Needs

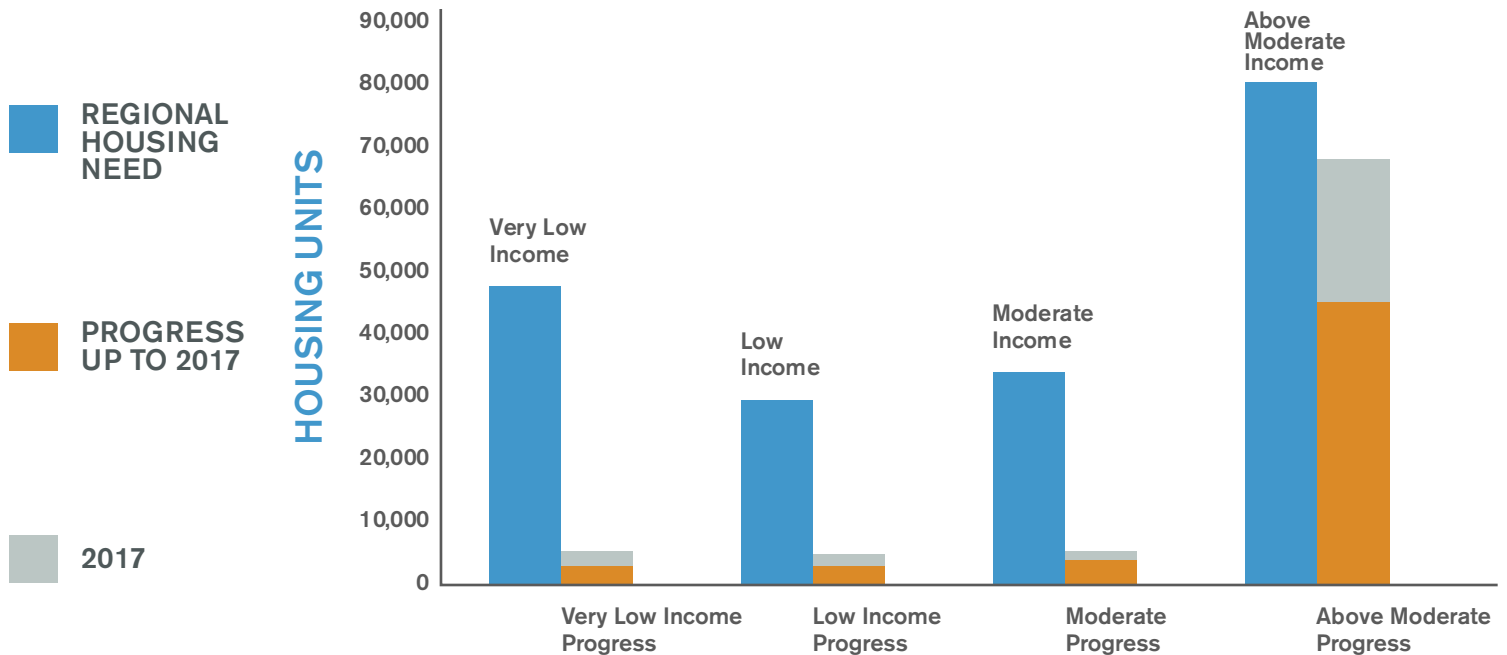
Housing Element Open Data Project and SB 35 Streamlining

Updated June 1, 2018

2017 and Cumulative Progress Toward Housing Need

Permitting progress toward addressing the Regional Housing Need (RHNA) for 2017 and entire current (fifth) cycle.

Association of Bay Area Governments



Interactive Map

Visit www.hcd.ca.gov/opendatamap.shtml to find out how cities/counties are performing against their regional housing targets (RHNA) and other housing goals.

- Jurisdictions subject to streamlining with $\geq 10\%$ affordability
- Jurisdictions subject to streamlining with $\geq 50\%$ affordability
- Not currently subject to SB 35 streamlining

Example County
 Name: Example County
 Council of Governments: ABAG
 Planning Period: 10/15/2013 - 10/15/2021
 Housing Element Compliance Status: In
 SB 35 Determination: Exempt

Annual Progress Report Submittal				
2013	2014	2015	2016	2017
Yes	Yes	Yes	Yes	Yes

Progress Toward RHNA	
	Permits
VLI	116
LI	432
Mod	403
Above Mod	487
	RHNA
VLI	9
LI	6
Mod	7
Above Mod	17





Meeting California's REGIONAL Housing Needs

Housing Element Open Data Project and SB 35 Streamlining

Updated June 1, 2018

Jurisdictions subject to streamlined housing approval (under SB 35) due to falling behind on addressing housing need.

ASSOCIATION OF BAY AREA GOVERNMENTS

9%  **12 JURISDICTIONS**

On track to meet both moderate and lower-income housing need AND turned in their 2017 Housing Element Annual Progress Report (APR)

55%  **60 JURISDICTIONS**


On track to meet their above-moderate income housing need and submitted their 2017 Housing Element APR, but are falling behind on addressing their lower-income housing need




31%  **34 JURISDICTIONS**

Falling behind on addressing their above-moderate income housing need

6%  **6 JURISDICTIONS**

Have not submitted their 2017 Housing Element Annual Progress Report (APR)



-  Jurisdictions currently exempt from SB 35*
-  Jurisdictions subject to streamlining with ≥ 50% affordability
-  Jurisdictions subject to streamlining with ≥ 10% affordability

*12 jurisdictions are currently exempt from SB 35, but are still encouraged to promote streamlining.

138/197 

Jurisdictions turned in a 2017 **Housing Element Annual Progress Report.**

For more information, visit www.hcd.ca.gov/opendatamap.shtml
 Questions? Email: CAHP@hcd.ca.gov