



Meeting California's REGIONAL Housing Needs

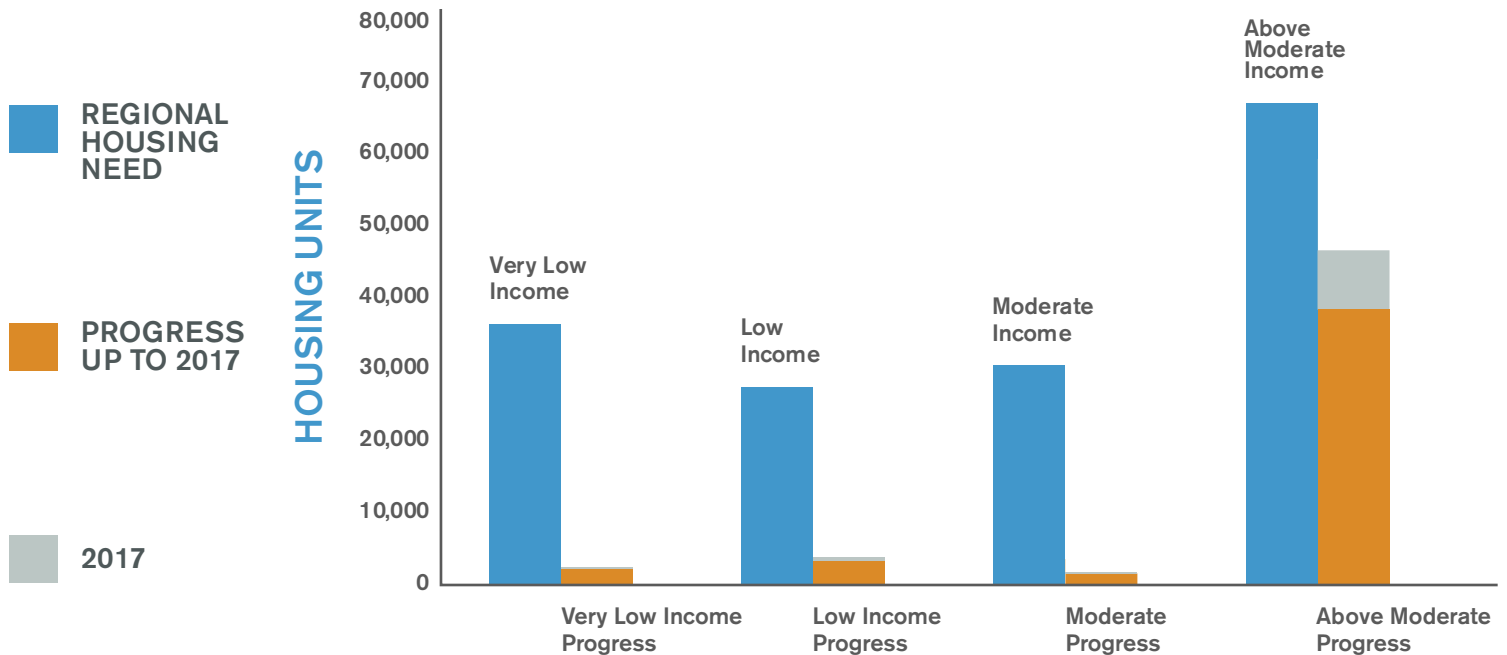
Housing Element Open Data Project and SB 35 Streamlining

Updated June 1, 2018

2017 and Cumulative Progress Toward Housing Need

Permitting progress toward addressing the Regional Housing Need (RHNA) for 2017 and entire current (fifth) cycle.

San Diego Association of Governments



Interactive Map

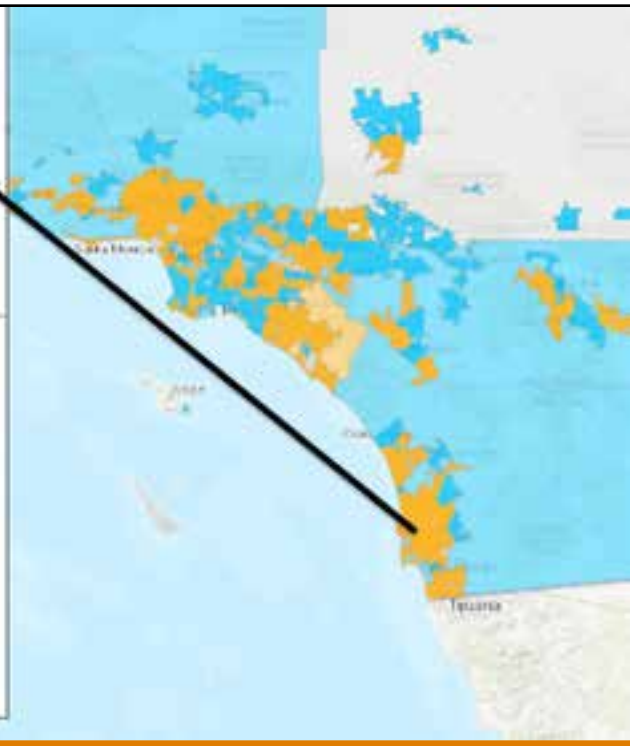
Visit www.hcd.ca.gov/opendatamap.shtml to find out how cities/counties are performing against their regional housing targets (RHNA) and other housing goals.

- Jurisdictions subject to streamlining with $\geq 10\%$ affordability
- Jurisdictions subject to streamlining with $\geq 50\%$ affordability
- Not currently subject to SB 35 streamlining

Name: **Example County**
 Council of Governments: **SANDAG**
 Planning Period: **10/15/2013 - 10/15/2021**
 Housing Element Compliance Status: **In**
 SB 35 Determination: **Exempt**

Annual Progress Report Submittal				
2013	2014	2015	2016	2017
Yes	Yes	Yes	Yes	Yes

Progress Toward RHNA		
	Permits	RHNA
VLI	90	77
LI	93	59
Mod	35	54
Above Mod	119	119





Meeting California's REGIONAL Housing Needs

Housing Element Open Data Project and SB 35 Streamlining

Updated June 1, 2018

Jurisdictions subject to streamlined housing approval (under SB 35) due to falling behind on addressing housing need.

SAN DIEGO ASSOCIATION OF GOVERNMENTS

5%



1 JURISDICTION

On track to meet both moderate and lower-income housing need AND turned in their 2017 Housing Element Annual Progress Report (APR)

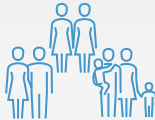
53%



10 JURISDICTIONS

On track to meet their above-moderate income housing need and submitted their 2017 Housing Element APR, but are falling behind on addressing their lower-income housing need

42%



8 JURISDICTIONS


Falling behind on addressing their above-moderate income housing need

0%



0 JURISDICTIONS

Have not submitted their 2017 Housing Element Annual Progress Report (APR)



- Jurisdictions currently exempt from SB 35*
- Jurisdictions subject to streamlining with ≥ 50% affordability
- Jurisdictions subject to streamlining with ≥ 10% affordability

*1 jurisdiction is currently exempt from SB 35, but is still encouraged to promote streamlining.

19/19



Jurisdictions turned in a 2017 **Housing Element Annual Progress Report.**

For more information, visit www.hcd.ca.gov/opendatamap.shtml

Questions? Email: CAHP@hcd.ca.gov