



# Meeting California's REGIONAL Housing Needs

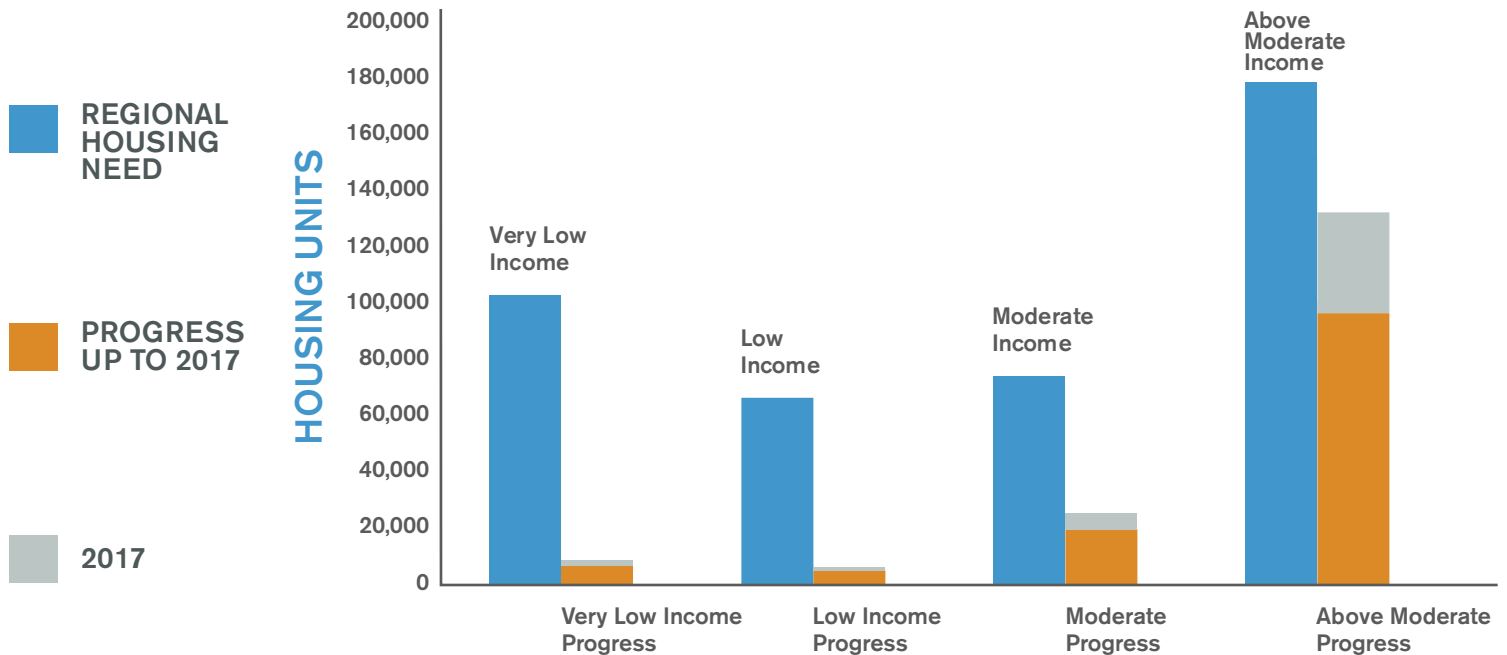
## Housing Element Open Data Project and SB 35 Streamlining

Updated June 1, 2018

### 2017 and Cumulative Progress Toward Housing Need

Permitting progress toward addressing the Regional Housing Need (RHNA) for 2017 and entire current (fifth) cycle.

## Southern California Association of Governments



## Interactive Map

Visit [www.hcd.ca.gov/opendatamap.shtml](http://www.hcd.ca.gov/opendatamap.shtml) to find out how cities/counties are performing against their regional housing targets (RHNA) and other housing goals.

- Jurisdictions subject to streamlining with  $\geq 10\%$  affordability
- Jurisdictions subject to streamlining with  $\geq 50\%$  affordability
- Not currently subject to SB 35 streamlining

**Example County**  
 Name: Example County  
 Council of Governments: SCAG  
 Planning Period: 10/15/2013 - 10/15/2021  
 Housing Element Compliance Status: In  
 SB 35 Determination: Exempt

Annual Progress Report Submittal

2013	2014	2015	2016	2017
Yes	Yes	Yes	Yes	Yes

Progress Toward RHNA

	Permits	RHNA
VLI	116	9
LI	432	6
Mod	403	7
Above Mod	487	17





# Meeting California's **REGIONAL** Housing Needs

## Housing Element Open Data Project and SB 35 Streamlining

Updated June 1, 2018

Jurisdictions subject to streamlined housing approval (under SB 35) due to falling behind on addressing housing need.

### SOUTHERN CALIFORNIA ASSOCIATION OF GOVERNMENTS

**3%**  **6 JURISDICTIONS**

On track to meet both moderate and lower-income housing need AND turned in their 2017 Housing Element Annual Progress Report (APR)

**35%**  **68 JURISDICTIONS**


On track to meet their above-moderate income housing need and submitted their 2017 Housing Element APR, but are falling behind on addressing their lower-income housing need




**38%**  **74 JURISDICTIONS**

Falling behind on addressing their above-moderate income housing need

**30%**  **59 JURISDICTIONS**

Have not submitted their 2017 Housing Element Annual Progress Report (APR)



-  Jurisdictions currently exempt from SB 35\*
-  Jurisdictions subject to streamlining with ≥ 50% affordability
-  Jurisdictions subject to streamlining with ≥ 10% affordability

\*6 jurisdictions are currently exempt from SB 35, but are still encouraged to promote streamlining.

**138/197** 

Jurisdictions turned in a 2017 **Housing Element Annual Progress Report.**

For more information, visit [www.hcd.ca.gov/opendatamap.shtml](http://www.hcd.ca.gov/opendatamap.shtml)  
Questions? Email: [CAHP@hcd.ca.gov](mailto:CAHP@hcd.ca.gov)