



## California Interagency Council on Homelessness

# Homeless Housing, Assistance and Prevention Round 3 Application

## Application Information

This Cognito platform is the submission portal for the Cal ICH HHAP-3 Application. You will be required to upload a full copy of the HHAP-3 Data Tables Template *and* enter information into the portal from specific parts of the HHAP-3 Local Homelessness Action Plan and Application Template as outlined below.

Please review the following HHAP-3 resources prior to beginning this application:

- [HHAP-3 Notice of Funding Availability \(NOFA\)](#)
- [HHAP-3 Local Homelessness Action Plan & Application Template](#) and
- [HHAP-3 Data Tables Template](#)

## Application Submission for HHAP-3 Funding

Using the [HHAP-3 Local Homelessness Action Plan & Application Template](#) as a guide, applicants must provide the following information in the applicable form section (see *How to Navigate this Form*) to submit a complete application for HHAP-3 funding:

1. **Part I: Landscape Analysis of Needs, Demographics, And Funding:** the information required in this section will be provided in Tables 1, 2, and 3 of the HHAP-3 Data Tables Template file uploaded in the *Document Upload* section.
2. **Part II: Outcome Goals and Strategies for Achieving Those Goals:** the information required in this section will be provided in Tables 4 and 5 of the HHAP-3 Data Tables Template file uploaded in the *Document Upload* section, **AND** copy and pasted into the fields in the *Outcome Goals and Strategies* section of this application form.
3. **Part III: Narrative Responses:** the information required in this section will be provided by entering the responses to the narrative questions within the *Narrative Responses* section of this application form. Applicants are **NOT** required to upload a separate document with the responses to these narrative questions, though applicants may do so if they wish. The responses entered into this Cognito form will be considered the official responses to the required narrative questions.
4. **Part IV: HHAP-3 Funding Plans:** the information required in this section will be provided in Tables

6, 7 (as applicable), and 8 of the HHAP-3 Data Tables Template file uploaded in the *Document Upload* section.

5. **Evidence of meeting the requirement to agendize the information in Parts I and II at a meeting of the governing board** will be provided as a file upload in the *Document Upload* section.

## **How to Navigate this Form**

This application form is divided into **five sections**. The actions you must take within each section are described below.

- **Applicant Information:** In this section, indicate (1) whether you will be submitting an individual or joint application, (2) list the eligible applicant jurisdiction(s), and (3) provide information about the Administrative Entity.
- **Document Upload:** In this section, upload (1) the completed HHAP-3 Data Tables Template as an Excel file, (2) evidence of meeting the requirement to agendize the local homelessness action plan and outcome goals at a regular meeting of the governing board where public comments may be received, and (3) any other supporting documentation you may wish to provide to support your application.
- **Outcome Goals and Strategies:** In this section, copy and paste your responses from Tables 4 and 5 of the completed HHAP-3 Data Tables Template.
- **Narrative Responses:** In this section, enter your responses from Part III of the HHAP-3 Local Homelessness Action Plan & Application Template.
- **Certification:** In this section, certify that the information is accurate and submit the application.

Prior to the submission deadline, you can save your progress in this application and come back to it later by clicking the save button. This will provide you with a link to the saved application, and there will be an option to email that link to the email address(es) of your choosing.

After submitting the application, you will not be able to make changes to your responses unless directed by Cal ICH staff.

**I have reviewed the HHAP-3 NOFA and application template documents**

Yes

**I am a representative from an eligible CoC, Large City, and/or County**

Yes

## Applicant Information

List the eligible applicant(s) submitting this application for HHAP-3 funding below and check the corresponding box to indicate whether the applicant(s) is/are applying individually or jointly.

### Eligible Applicant(s) and Individual or Joint Designation

Joint

This application represents the joint application for HHAP-3 funding on behalf of the following eligible applicant jurisdictions:

## Joint Applicants Selection

### Eligible Jurisdiction 1

#### Eligible Applicant Name

CA-510 Turlock, Modesto/Stanislaus County CoC

### Eligible Jurisdiction 2

#### Eligible Applicant Name

Stanislaus County

*Click + Add Eligible Jurisdiction above to add additional joint applicants as needed.*

## Administrative Entity Information

Funds awarded based on this application will be administered by the following Administrative Entity:

### Administrative Entity

Community Services Agency - Stanislaus County

### Contact Person

La Tosha Walden

### Title

Assistant Director

### Contact Person Phone Number

(209) 558-1567

### Contact Person Email

Waldla@stancounty.com

## Document Upload

Upload the completed [HHAP-3 Data Tables Template](#) (in .xlsx format), evidence of meeting the requirement to agendaize the local homelessness action plan and outcome goals at a regular meeting of the governing body where public comments may be received (such as a Board agenda or meeting minutes), and any other supporting documentation.

### **HHAP-3 Data Tables**

HHAP Final Application Part 1-2 062322.xlsx

### **Governing Body Meeting Agenda or Minutes**

06-16-22 DRAFT\_CSOC Meeting Minutes.docx

### **Optional Supporting Documents**

06-16-22 CSOC Agenda.pdf

Stanislaus 2021 Regional Plan to Address Homelessness 05-2022.pdf

# Narrative Responses

Copy and paste your responses to Part III. Narrative Responses from the [HHAP-3 Local Homelessness Action Plan & Application Template](#) into the form below.

## Question 1

A demonstration of how the jurisdiction has coordinated, and will continue to coordinate, with other jurisdictions, including the specific role of each applicant in relation to other applicants in the region.

### Question 1 Response

Each year the United States Department of Housing and Urban Development (HUD) provides funding for housing and community development programs to the city of Turlock, Modesto, and the larger Urban County. Each planning process has aspects that relate to homelessness, and the Consolidated Plans require a homelessness needs assessment, a facilities and services analysis, and a strategy to address identified issues. For the 2015-2020 Stanislaus Urban County and City of Turlock Regional Consolidated Plan, the Stanislaus County 2015-2023 Housing Element Update, and the 2015-2020 Regional Analysis of Impediments to Fair Housing Choice, community outreach was conducted concurrently and included four community workshops across the County, one stakeholder meeting, and a print and online survey. The community participation process for plans started in October of 2014 with workshops around the community and ended December of 2014 with the closing of the print and online survey. Outreach efforts reached more than 600 participants and more than 40 local agencies including representation from the local CoC, housing and homeless service providers, those with lived experiences of homelessness, and County representatives within housing and social services, among others.

In addition to the extensive planning process conducted in 2014, HUD also requires a Consolidated Annual Performance and Evaluation Report (CAPER) that solicits and reports on Countywide feedback multiple times a year. This allows for a continuous evaluation of Consolidated Plan goals and progress. Outreach in 2018 for this was conducted in August and September, and is done annually at a minimum.

Furthermore, the City of Modesto engages in their own specific Consolidated Planning process. The city holds a minimum of two neighborhood meetings each year at different times and different locations to accommodate different households. The city also conducts a minimum of one community meeting annually with service providers as the primary audience. In 2017, the city process had representation from providers of health, social and fair housing services, including those focusing on children, elderly persons, persons with disabilities, persons with HIV/AIDS and their families, the homeless and the chronically homeless.

### BHRS, MHSA, AOT Planning Processes

The Stanislaus County Behavioral Health and Recovery Services (BHRS) seeks input on a continuous basis from people with diverse cultural and lived experiences. BHRS and its partner agencies in the Mental Health Services Act come together to form the Representative Stakeholder Steering Committee (RSSC) and publicly meet annually at a minimum. Since 2014, the RSSC has met eight times across the County. RSSC stakeholder representation includes County behavioral and public health, public and private health care organizations, law enforcement, probation, housing, education, faith-based community, adults and seniors with serious mental illness, and families of children, adults, and seniors with serious mental illness.

In 2017, BHRS conducted an assessment of its Assisted Outpatient Treatment (AOT) programs, based on community feedback and analysis of existing treatment and services. The aim of the assessment, titled Laura's Law Assisted Outpatient Treatment Summary and Recommendations, was to provide feedback on implementation of the 2002 law that authorizes the provision of AOT to eligible individuals on an involuntary basis via a process of court-ordered intensive outpatient treatment. Feedback included approximately 200 unduplicated individuals. Representatives included advocates, consumers, behavioral health providers, police and probation departments, homeless service providers, elected officials and

judges, and family members of those with serious and persistent mental illness (SPMI). Five community forums were held with stakeholders between March and June of 2017, with one session conducted in Spanish and another specifically targeted for consumers. An online survey was also developed to solicit additional community input for those unable to attend the in-person sessions. Recommendations included strategies for strengthening the existing system of care for people with serious and persistent mental illness, including improving links to and options for housing for those individuals.

#### Focus on Prevention Homelessness Initiative

Launched as a collaborative effort, the Focus on Prevention Initiative includes representatives from: the arts, entertainment and sports; business; education; faith; government; healthcare; media; non-profits; neighborhoods; and philanthropy. Through the initiative, a Homelessness Action Council (HAC) started gathering input to inform future planning efforts mentioned in the Focus on Prevention Core Strategies explained in detail in the Historic Context section.

The HAC began meeting in May 2015 and over 150 people participated in seven half-day sessions between May and December 2015, including people who have been and are currently homeless, neighbors of parks impacted by homelessness and vagrancy, and homelessness service providers. Out of the multiple convening's, a Common Agenda was developed that led to the exploration of a "one-stop" Access Center that had additional community meetings, including a day-long visioning process in 2017 that included 80 stakeholders. This visioning process then led to a shared vision statement and draft visioning document, and the Initial Outreach and Engagement Center that opened in summer of 2017. These multiple efforts of the HAC have since been informed and been consolidated into the CSOC.

#### Community Assessment, Response & Engagement (CARE) Workgroup

On December 11, 2017, the City of Modesto and the Stanislaus County Chief Executive Office convened over 50 public and private sector leaders who had authority over resources or policies that served high-need individuals and families experiencing homelessness. Members of this leadership group were asked to commit themselves or a representative to participate in a 90-day planning process, creating the first CARE workgroup. The first meeting was held December 21, 2017, and the planning process completed on March 21, 2018. The CARE workgroup and leadership included City of Modesto and County elected officials, representatives from the County's Community Services Agency, Chief Executive Office, Department of Aging and Veterans Services, Probation Department, Behavioral Health and Recovery Services, local law enforcement, hospitals, and others City and County departments.

#### Stanislaus Community System of Care (CSOC)

The CSOC includes a multisector leadership collaborative that carries out the responsibilities required under HUD regulations, set forth at 24 CFR 578 – Continuum of Care (Coca) Program. Since 2017, the governing body of the CoC has been the CSOC Leadership Council and includes 25 members representing the multiple public, private, and nonprofit partners and jurisdictions in the system of care. The CSOC meets on a monthly basis to identify gaps and issues for those experiencing homeless and those at risk of experiencing it. The CSOC meetings are public and the community's service providers and stakeholders have the opportunity to provide comment and feedback. County and other public-sector staff regularly attend and participate in CSOC meetings. The CSOC Leadership Council, led by its Advisory Council and other key stakeholders, guided the drafting and approval of the plan.

## Question 2

A demonstration of the applicant's partnership with, or plans to use funding to increase partnership with:

- Local health care and managed care plans
- Public health systems
- Behavioral health
- Social services

- Justice entities
- People with lived experiences of homelessness
- Other (workforce system, services for older adults and people with disabilities, Child Welfare, education system)

## **Question 2 Response**

### Housing

Increasing access to housing plays a key role in the community's response to homelessness. The County leverages a number of funding streams to increase access and is in the process of applying for No Place Like Home funding to increase access to Permanent Supportive Housing (PSH) units for the NPLH target population. A large majority (84%) of the County's housing units were classified as single-family units in 2014, and addressing the insufficient supply of affordable housing has continuously been identified by stakeholders as a top issue. Increasing subsidies and strategies to promote affordable, accessible housing for low, very low, and extremely low-income households is a priority for the County and guides its RRH, PSH, TH and Shelter programs.

### Rapid Re-Housing (RRH)

Rapid Re-Housing (RRH) connects families and individuals experiencing homelessness to permanent housing through a tailored package of assistance that may include the use of time-limited financial assistance and targeted supportive services. Assistance can be in the form of financial assistance (rental subsidies, utilities, deposits) and/or housing location assistance and stabilization services, including intensive case management to assist participants with housing stability. The exact form of the assistance is tailored to the needs of each household, with the goal of helping them achieve permanent housing without need for subsidies as quickly as possible – with HUD-funded programs limiting housing subsidies to 2 years, plus additional stabilization services. In total, there are 6 RRH providers represented on the 2018 Housing Inventory Count (HIC), including providers for specific populations like families and adults. Funding for RRH is provided by federal and state funding streams like CoC, CDBG, ESG, SSVF, and HEAP. Both within the Stanislaus Urban County and the City of Modesto, RRH has surpassed performance goals, with the Urban County already at 150% of its performance goal for the 2015-2020 period.

### Permanent Supportive Housing (PSH)

Permanent Supportive Housing (PSH) is an integral part of the response to homelessness. PSH provides long-term supportive housing for homeless individuals and households, and is often targeted to those experiencing chronic homelessness. A majority of HUD Continuum of Care (CoC) funding supports individuals in PSH, and the County is aggressively working to expand the amount of available PSH units through new funding streams like No Place Like Home. In 2016, the County Board of Supervisors approved a Master Plan for Permanent Supportive Housing funds in collaboration with the Stanislaus County Affordable Housing Corporation (STANCO) to guide BHRS's efforts to develop additional housing for individuals dealing with severe mental illness. The master plan outlines priorities for financing and location, and instructions on implementation of the guidelines. In addition to working with MHSA funds, the County works collaboratively with partners, including local housing authorities, the VA, developers, and funders to increase the number of long-term supportive housing units and subsidies to house those most in need of long-term support.

Housing & Support Services staff maintain an office at each of the apartment complexes to provide close monitoring and support to individuals and their families. Some of the on-site supports focus on a variety of groups and/or basic independent living skills to include, but not be limited to: community group, peer support, cooking group, hobbies, basic computer training, money management/budgeting, cooking/nutrition, hygiene care, transportation; shopping, household management,

recreational/socialization skills, conflict resolution, etc.

#### Supportive Services

Stanislaus County and nonprofit partners offer a wide range of supportive services for those experiencing homelessness in the form of behavioral health treatment, health, basic needs, peer and community support, housing and eviction support, and employment and job training. There are also providers within the community that offer services to specific populations like youth, veterans, and survivors of domestic violence. Through its Focus on Prevention and multidisciplinary team work, the County has been increasing the availability, effectiveness, and alignment of homelessness services and community support systems, with a key focus on coordinating efforts. Funding for supportive services comes from a variety of sources, and is implemented through a variety of agencies.

In FY 2018-2019, supportive services through the County working towards reducing and preventing homelessness are being funded and implemented through BHRS, the Community Services Agency (CSA), Health Services Agency (HSA), Public Defender's Office, and the District Attorney's office. Stakeholder feedback has identified the need for better coordination of services within the County, and increased coordination has been adopted as a key goal of this plan, along with a new Access Center Hub to facilitate increased access to services as well as housing.

#### Behavioral Health and Recovery Services (BHRS)

Behavioral Health and Recovery Services (BHRS) administers Stanislaus County's behavioral health and recovery services. BHRS provides integrated mental health services to adults and older adults with a serious mental illness and to children and youth with a serious emotional disturbance. BHRS also provides outpatient and residential alcohol and drug treatment and prevention services and serves as Stanislaus County's Public Guardian. Between FY 2016-2017, each of the six Full-Service Partnership (FSP) programs through BHRS served those at risk of homeless or who were already experiencing homelessness or had the goal of reducing experiences of homelessness. The BHRS programs that have outreach and engagement components are listed in the Outreach and Engagement section. Between July of 2016 and June of 2017, clients that participated in an FSP for at least one year saw a 27.6% reduction in experiences of homelessness. For supportive housing projects, BHRS partners with the County Housing Authority and STANCO, and provides the supportive services for PSH units.

#### High Risk Health and Senior Access FSP

This program is a Full Service Partnership (FSP) that provides mental health services to adults with co-occurring health and mental health disorders. The program offers two levels of care: FSP and Intensive Support Services. This allows individuals to enter the program at an appropriate level of service for their need and then move to lesser or greater intensities of service if necessary. A graduated level of care allows more individuals to access the FSP level of service when needed.

#### Community Services Agency (CSA)

The Stanislaus Community Services Agency works with the people of Stanislaus to help with a safe place to live, access to food, health care, and opportunities to work. CSA's mission is to serve the community by protecting children and adults and assisting families towards independence and self-sufficiency. CSA provides supportive services through the County's StanWORKs division. StanWORKs administers CalWORKs and the General Assistance/Relief Program (GA/GR). Through CalWORKs, housing assistance and supportive services are provided in collaboration with BHRS, the Sheriff's Office, Employment Development Department (EDD), Stanislaus County Economic Development Corporation, Social Security Office, Community Housing and Shelter Services, Housing Authority and others.

#### General Assistance/Relief (GA/GR) Program

The Stanislaus County GA/GR provides financial assistance to residents of Stanislaus County who have no other means of support. It is a cash assistance program for adults who are indigent, impoverished and/or incapacitated. GA/GR is a loan program that provides employment and disability services including



SSI Advocacy.

#### Housing and Disability Advocacy Program (HDAP)

The Housing and Disability Advocacy Program (HDAP) assists disabled individuals, who are experiencing homelessness, apply for disability benefit programs while also providing housing assistance. HDAP has four core requirements that are offered to recipients: outreach, case management, disability advocacy, and housing assistance.

#### CalWORKs

The California Work Opportunity and Responsibility to Kids (CalWORKs) program is the California version of the Federal Temporary Assistance to Needy Families program (TANF) and is operated by the StanWORKs division in Stanislaus County. CalWORKs provides time limited cash benefits to families with children when one or both parents are absent, disabled, deceased or unemployed. Those eligible for CalWORKs automatically qualify for Medi-Cal and may also qualify for CalFresh.

#### Homeless Assistance Program

The CalWORKs Homeless Assistance Program serves eligible CalWORKs recipients or apparently eligible CalWORKs applicants, who are homeless or at risk of homelessness. CalWORKs Homeless Assistance can provide payments for temporary shelter for up to 16 consecutive calendar days, as well as payments to secure or maintain housing, including a security deposit and last month's rent, or up to two months of rent arrearages.

#### Housing Support Program

The Housing Support Program is administered through CalWORKs. This program offers financial assistance and several wrap-around supportive services, including, but not limited to: rental assistance, security deposits, utility payments, moving costs, hotel and motel vouchers, landlord recruitment, case management, housing outreach and placement, legal services, and credit repair.

#### Family Stabilization Program

Family Stabilization Program is designed to provide support to CalWORKs families in crisis during the process of engagement in the Welfare-to-Work program. Crises include but are not limited to homelessness or imminent risk of homelessness. Examples of services provided under this program include emergency shelter and movement to transitional housing.

#### Housing Stanislaus

Housing Stanislaus is a countywide initiative to build a shared vision and policy framework for housing in Stanislaus County. Housing is critical to the quality of life for residents and communities in Stanislaus County. Stakeholders – including residents and representatives of public, private, non-profit, and civic organizations – will be actively engaged to determine how the region's housing needs should be addressed. Through widespread input, shared visions, priorities, and strategies for housing development will be identified and built into a framework to help guide housing decisions that best meet the needs of existing and future residents. Working together we can move toward sufficient and appropriate housing for all residents.

Phase 1: Launch project and begin coalition building.

August - October 2021

Stakeholders are introduced to the effort and made aware of opportunities for engagement.

Phase 2: Establish understanding of conditions, needs, and options.

July – December 2021

Data is compiled and shared regarding current and future projected conditions. Stakeholders share perspectives on housing, including needs and wants, and barriers and solutions. Innovative and successful models for increasing housing supply are identified. Available resources to support housing development are inventoried.

Phase 3: Build a shared vision and framework for housing.

January 2022 – June 2022

Input from stakeholders is shaped into possible visions, objectives, and strategies for housing development and shared for additional stakeholder feedback and refinement. Housing Summit held in mid-2022 to prioritize a shared vision and framework for housing. Endorsement of vision and framework is sought from the County, incorporated cities, and civic and community groups.

Phase 4: Develop a comprehensive housing plan.

May – August 2022

Land, infrastructure, and resources suitable for increasing and maintaining housing are inventoried. Stakeholders prioritize projects and programs. A comprehensive housing plan is developed.

Phase 5: Integrate into Housing Element.

January 2022 – October 2023

Stanislaus County's Housing Element is developed in alignment with the shared vision and strategy framework. Cities are encouraged to integrate common vision and strategies into their respective housing elements.

Phase 6: Implement vision and framework.

June 2022 – Ongoing

Progress monitored through a publicly accessible dashboard.

#### Outreach and Collaboration

Stanislaus County serving as lead agency of the Stanislaus Urban County (hereafter referred to as the "Urban County"), a federal entitlement jurisdiction, is a member of the City of Turlock/Stanislaus County HOME Consortium. Urban County members include the cities of: Ceres, Hughson, Newman, Oakdale, Patterson, Riverbank and Waterford. The HOME Consortium collaboratively works to ensure development and implementation of affordable housing projects with interested housing developers. Stanislaus County, along with members of the HOME Consortium, have a strong relationship with the Stanislaus Regional Housing Authority and continue to work together towards furthering decent, safe, and affordable housing throughout the County. Stanislaus County is an active participant in local efforts to work collaboratively with other local jurisdictions and local service providers to improve homeless services throughout the County. Collaboration includes participating in the Stanislaus Community System of Care (CSOC), which is the locally recognized Continuum of Care (CoC), and the Stanislaus Homeless Alliance (SHA). The CSOC and SHA provide an open forum for service providers and administrators of U.S. Housing and Urban Development (HUD) and HCD funds to identify homeless service gaps and to discuss solutions to homeless services issues. The CSOC is composed of funders, housing/service providers, people that experienced homelessness, homeless advocates, and representatives from the faith sector, neighborhood, education, business community, philanthropy, and law enforcement. The CSOC is responsible for overseeing the countywide homeless Point in Time (PIT) count.

## Housing and Support Services for Low-Income and Special Populations

In 2021, Stanislaus County continued to serve as HCD's designated Administrative Entity (AE) for the State's Emergency Solutions Grant (ESG) program and was awarded \$293,304 in funding. The service area for CA ESG funding consists of the entire unincorporated area and all nine cities. The County works with the CoC and local service providers to identify gaps in services and community needs. Under the ESG program, the County partners with various non-profit service providers to help homeless persons and families make a transition to permanent housing and independent living. With the use of ESG grant funds, both the chronically homeless populations and temporarily homeless households were provided the opportunity to be placed into permanent housing. While enrolled in these programs, case managers work with each household to set goals and work on a housing action plan in order to identify and connect with any needed services such as: Temporary Assistance for Needy Families (TANF), Food Stamps, Veteran's Benefits, future employment opportunities, etc. Throughout Fiscal Year 2020-2021, ESG homeless prevention and rapid re-housing funds placed 39 homeless individuals into permanent housing and served 29 Veterans, 46 victims of domestic violence, 34 seniors, one person with HIV/AIDS, 143 chronically homeless persons, and 352 persons with disabilities with emergency shelter services. In Fiscal Year 2020-2021, Stanislaus County was allocated ESG Coronavirus Aid, Relief, and Economic Security (CARES) Act funding from both HUD and HCD to prevent, prepare for, and respond to the community impacts of the COVID 19. Stanislaus County was allocated a total of \$4,590,502 in federal ESG CARES Act funding, as the lead entity of the Urban County, and allocated \$23,624,988 in state ESG CARES Act funding, as the administrative entity for the CSOC. The programming and awarding of both federal and state ESG CARES Act funding was ongoing throughout 2021 with the majority of the funding being used to support emergency shelter operations.

### Farmworker Housing

In 2021, Stanislaus County continued to allow farmworker housing to be developed in accordance with state law. An amendment to the County's Zoning Ordinance to align the County with State regulations is in progress; however, in the interim the County is allowing farmworker housing to be developed in compliance with state regulations. One new temporary mobile home for farmworker housing was issued in 2021.

### Housing Conditions

The Department's Building Permits Division routinely investigates, reports, and enforces cases of building code violations. The Division received a total of 50 housing-related complaints in 2021 of which: four were regarding fire damaged or dangerous dwellings; 21 were regarding the illegal construction of additional dwellings or conversion of an existing structure into a dwelling without permits; and 25 were regarding unpermitted remodels. Where building code violations were found to exist, 18 were enforced through the issuance of building permits to correct the violation or the recording of a Certificate of Existence of Non-Compliance (CNC) on the property. In 2021, the Division processed two Dangerous Buildings cases through the County's Nuisance Abatement Hearing Board using Neighborhood Stabilization Program funding to cover abatement costs.

### Local Policy and Processes

Stanislaus County has been awarded various state grants for the development of housing related planning efforts and housing production activities. Funding includes the Planning Grant Program (PGP), Local Early Action Planning (LEAP), Permanent Local Housing Allocation (PLHA), and REAP (Regional Early Action Planning). The following is an overview of the 2021 efforts and current status of the projects funded by each of these grants:

- The affordable housing strategy, called Housing Stanislaus, began the data collection phase and has developed a Technical Committee and Executive Committee to assess data trends and emerging stakeholder engagement themes in an effort to begin to formulate a countywide vision and strategy

framework for accelerating affordable market-rate housing in Stanislaus County. A community housing summit will be held in 2022, after which the housing plan will be drafted. Housing Stanislaus is also being funded by Stanislaus County General Fund monies.

- Stanislaus County, in collaboration with the cities of Ceres, Modesto, Oakdale, Riverbank, Turlock, and Waterford, are in the process of finalizing Accessory Dwelling Unit (ADU) plans that will be made available to the public free of charge. A total of eight plans, ranging in size from a 250 square foot studio to a 1,200 square foot 3-bedrooms/2-bathrooms unit, are being developed.

- The Department has contracted with a software company called Camino for the development and implementation of an online customer guide for Planning and Building applications. The development of the software program is underway and when implemented will provide customers with information on what steps are required to develop their respective projects. The online customer guide will be available 24 hours a day/7 day a week.

- The Department has contracted with Rincon Consulting, Inc. to assist in development of the 6th cycle Housing Element update.

- The contract for the first year of PLHA funding (2019) was fully executed in early January 10, 2022. Funding is made available to Stanislaus County as the lead agency for the Urban County and is based on the Urban County's 2017 federal HUD entitlement allocation (which did not include the City of Riverbank). The County's 5-year PLHA Plan allocates the use of 2019 funding to the acquisition and development of permanent supportive housing, including the conversion of motels. The funding will be made available to affordable housing developers, non-profit homeless service providers, and local agencies through a competitive Notice of Funding Availability (NOFA) process. 2020 to 2023 PLHA funding will expand to include funding for the development and preservation of ADUs; for fiscal incentives for affordable housing projects; and for the predevelopment, development, acquisition, rehabilitation, and preservation of multifamily rental housing.

The Department is also working with the County's Behavioral Health and Recovery Services Department to issue a Request for Proposals/Request for Qualifications for on call housing services and potential housing development projects. Public Facilities Fees (PFF) are evaluated for consistency with the cost of providing public services every five years. On August 11, 2020, the Board of Supervisors adopted an update to the PFF Schedule to incorporate a fee waiver for ADUs 750 square feet and less in size. In 2021, the Board of Supervisors adopted a method for calculating ADU PFF fees proportional to the square footage of the main dwelling. PFF deferrals continue to be offered as an option for low-income housing developments. In 2021, the County's PFF Committee approved a PFF waiver and deferral for the Vine Street Development, located at 413 Vine Street in Modesto, which is a collaborative effort involving the Stanislaus Regional Housing Authority, Stanislaus County Behavioral Health and Recovery Services Department, F&M Bank, and the City of Modesto.

The Development will be constructed in two Phases, consisting of two gated communities, one for veterans and one for seniors.

Phase I, King Kennedy Veterans Cottages, will be a veteran's community, comprising 23,580 sq. ft. 1-bedroom units.

Phase II, Helen White Court, will consist of 12 senior housing units that provide a safe and secure courtyard setting for seniors.

The two-phase development will provide permanent affordable rental housing to individuals with incomes below 80% of the area median income (AMI); seven units will be under 50% AMI. On January 26, 2021, an ordinance amendment to incorporate State of California regulations for ADU into the Stanislaus County Zoning Ordinance was adopted by the Board of Supervisors. One of the more significant features of the ADU ordinance was the permitting of ADUs, as second units, on A-2 (General Agriculture) zoned property on parcels of less than 20 acres.

In 2021, 33 ADU building permit applications were processed.

Throughout 2021, Department staff were available at the front counter, by phone, and via email to provide housing related information to the public. The Department also continued to provide pre-development meetings (as requested) to property owners and developers. The Department received a number of inquiries regarding Stanislaus County's Planned Development (PD) zoning district (offering flexibility to development standards) and density bonus policy. In 2021, the County processed one housing related PD

application to amend the General Plan and Denair Community Plan designations of a 1.32 acres parcel from Low-Density Residential to Medium-Density Residential and zoning designation from Rural Residential to PD, and to subdivide the project site into three parcels, to allow for the development of five duplexes on one parcel, and residential development consistent with the Medium Density Residential zoning district on the other two parcels.

#### Fair Housing

Stanislaus County, on behalf of Urban County, contracted with Project Sentinel to provide fair housing services in the Urban County area. Project Sentinel assisted with a total of 852 calls for fair housing information within the Urban County area in FY 2020-2021; resulting in a total of 10 fair housing cases and 37 tenant/landlord cases handled by the agency.

#### Infrastructure Improvements

Infrastructure such as sewer, water, curb, gutter, sidewalk, and storm drainage are typical development standards in newer neighborhoods but are non-existent in some of Stanislaus County's older neighborhoods.

In 2021, Stanislaus County continued to utilize its Urban County allocation of Community Development Block Grant (CDBG) funds to provide for public sewer in neighborhoods currently served by septic systems. Since 2013, the County has worked to complete the Parklawn Neighborhood and Airport Neighborhood sewer projects and the County is actively working on the West Modesto Sewer Infrastructure Project (WMSIP), which includes three project areas: Spencer/Marshal, Beverly/Waverly, and Rouse/Colorado. The design, engineering, and construction of this project is expected to occur in multiple phases. In 2021, the second phase of the Spencer/Marshal area was completed and the County has re-submitted its application to the State Water Board for funds to complete construction on the remaining phases of the Spencer/Marshal area. On January 26, 2022, the County entered into a contract with the City of Modesto for construction of the Rouse/Colorado area Colorado Fly Line. In 2021, there were 21 public sewer hook-ups in unincorporated areas: three in the Parklawn neighborhood; 17 in the Airport Neighborhood; and one in the Robertson Road neighborhood.

#### Measure E Review

Measure E requires a majority vote of Stanislaus County voters on any proposal to re-designate or rezone unincorporated land from an agricultural or open space use to a residential use. The following four exemptions to the requirement for voter approval are provided for by Measure E:

1. After notice and hearing as required by state law and after compliance with CEQA, the Board of Supervisors may, without a vote of the electorate of the County, approve residential development on land designated for agricultural or open space uses if the Board finds, based on substantial evidence in the record, and HCD certifies in writing, that all of the following circumstances exist: (a) the approval is necessary and required to meet the County's legal fair share housing requirement; and (b) there is no other land in the County or the cities in the County already designated for urban use that can accommodate the County's legal fair share housing requirement. The Board shall not redesignate more than ten (10) acres per year for residential use under this paragraph.

2. Additional acreage may be designated for residential use if the Board finds, and HCD certifies in writing, that the additional acreage is necessary to meet Stanislaus County's legal fair share obligation based on maximum multi-family densities. Any proposal approved under this subsection shall be required to have all housing units permanently affordable to persons or families of moderate, low and very low income. The intent of this exemption is to provide sufficient land for housing to accommodate moderate, low and very low-income housing, as may be necessary over time under state law.

3. Any development project that has obtained a vested right pursuant to state law prior to the effective date of this policy (Measure E).

4. Any development project consisting entirely of farm worker housing. Currently, Measure E is not an

impediment to residential development. Housing development in Stanislaus County is driven by the housing market and the availability of utilities to serve that development. Opportunity for residential growth without a Measure E vote exists in various unincorporated communities throughout Stanislaus County. The adopted 2015-2023 Housing Element may be found online at: <http://www.stancounty.com/planning/pl/general-plan.shtm>

### **Question 3**

A description of specific actions the applicant will take to ensure racial and gender equity in service delivery, housing placements, and housing retention and changes to procurement or other means of affirming racial and ethnic groups that are overrepresented among residents experiencing homelessness have equitable access to housing and services.

Note: These actions should be aligned with the equity-focused Outcome Goals and related strategies described in previous Parts, but should not need to be limited to those strategies.

#### **Question 3 Response**

As outlined in the report, Centering racial equity in homeless system design, Stanislaus County will take the following steps to ensure racial and gender equity with the goal of producing a homeless system that works better for all to end homelessness in the County:

1. Identify and address factors leading to the overrepresentation of people of color in the population of people experiencing homelessness;
2. Understand how facets of the homeless system benefit or burden people of color and pinpoint opportunities to advance racial equity within the system;
3. Formulate key elements of a model homeless system, including optimal types and quantities of housing units and service programs; and
4. Develop recommendations to more effectively and equitably allocate resources, prioritize investments, and advance proactive, targeted strategies to end and prevent homelessness.

#### **Racial and Ethnic Equity Homeless Strategic Plan**

Stanislaus county recognizes the need to address ongoing impacts of racial and cultural disparity in our community. Historically, communities of color have been underserved and experienced barriers to determinants of equity including access to housing, employment, and healthcare. At this critical juncture in the effort to resolve inequalities exacerbated by COVID-19, the Stanislaus Homeless Alliance (SHA) and the Stanislaus Community System of Care (CSOC) have partnered to undertake a community needs assessment to inform and develop a Homeless Strategic Plan (The Plan). The Plan, facilitated by a third party consultant, will take a multi-prong approach to adopting concrete and actionable policies to address homelessness. A particular area of focus will be engaging BIPOC (Black, Indigenous, and People of Color) communities who are experiencing or at-risk of homelessness. The intent is to prioritize inclusiveness, accepting no policy will achieve success without the voices of and input from people with lived experience.

Outreach to underserved, marginalized, and non-traditional providers will be incorporated through the implementation of the Homeless Strategic Plan. The project is currently identifying stakeholders for targeted outreach to the BIPOC community. These stakeholders are influential community leaders who will be invited to participate in the development of the Plan, identify community gaps and outline potential effective approaches to reducing and ending homelessness.

We recognize the disproportionately high rates of homelessness among specific racial/ethnic groups and are working with homeless services providers with direct client contact to gain a better understanding from

people with lived experience. We currently partner with local agencies and the community through the Access Center as a centralized hub acting as a One-Stop Shop with numerous agencies under one roof, to enable clients ease of obtaining services without transportation worries.

We continue to seek partnerships that can address the needs of the whole person and families to provide more than a program referral but also culturally appropriate care. These conversations are continuously evolving, and we plan to dive deeper and look at other models, such as the Courageous Conversation Academy; it is a framework for environment-specific contexts across organizational sectors.

Stanislaus County will continue outreach and education with our homeless population and continue open public forums where all voices can be heard and action taken by governing bodies. Partnering with specific agencies and community based organizations working to:

- Strengthen and promote cultural values;
- Help facilitate effective reentry into society through healing;
- Reconciliation and reconnection with families;
- Center and raise the voice of people of color who have experienced homelessness in the policy and program decisions of the supportive housing system;
- Partner with agencies to better understand and address the systemic causes of poverty and inequity and lack of economic opportunity that put communities of color at risk of homelessness and shall be addressed in the conversations; and
- Adopt new housing and land use policies that help reverse longstanding housing disparities that have negatively impacted people of color.

Additionally, we look to collaborate with our county departments who have mandates related to cultural competency and ethnic services in their treatment models to leverage existing collaborative efforts and longstanding partnerships with the communities we seek to serve and learn from. As we move forward in homeless strategic planning and racial equity work, we will source and implement best practices that will guide our efforts to adequately address the disproportionate impacts on specific communities.

#### Racial Equity

The need to ensure racial equity is critical to our community's success in addressing homelessness. We are working toward the use of a shared language and understanding of what racial equity is and how to assess progress. As more funding sources require measurable actions to demonstrate racial equity, we will develop a tiered system of assessing racial equity from goal development, to program implementation, to service delivery.

As a county, we are committed to taking action to implement initiatives to address the disproportionate impact of race on equity in the homelessness community by developing a toolbox. Development of the toolbox will be rooted in a broader community conversation to strengthen a shared community understanding. The inclusion of specific examples of the broad outreach the Plan has incorporated to secure the involvement of impacted communities will be an appreciated improvement.

## Question 4

A description of how the applicant will make progress in preventing exits to homelessness from institutional settings, including plans to leverage funding from mainstream systems for evidence-based housing and housing-based solutions to homelessness.

Note: Such mainstream systems could include:

- Physical and behavioral health care systems and managed care plan organizations

- Public health system
- Criminal legal system and system for supporting re-entry from incarceration
- Child welfare system
- Affordable housing funders and providers
- Income support programs
- Education system
- Workforce and employment systems
- Other social services and human services systems

#### **Question 4 Response**

The following chart highlights key sources of homeless assistance and housing funding available in Stanislaus County. This is a non-exhaustive list that is designed to provide an overview of some essential community resources that leverage funding from mainstream systems for evidence-based housing and housing-based solutions to homelessness. The funding outlined below is distributed by federal and state agencies to a variety of different sources including the Turlock/Modesto/Stanislaus County Continuum of Care, the City of Modesto, the City of Turlock, the County of Stanislaus, the Stanislaus Housing Authority and others. Further, local funds from cities or the County as well as private funding may also be available for homeless assistance in the community.

Source & Eligible Uses:

#### **CalWORKs Housing Support Program**

(HSP)

The HSP program, administered at the state level by the California Department of Social Services (CDSS), provides short- to medium-term rental assistance program for families in the CalWORKs program who are experiencing homelessness. Funds can be used for:

·Financial assistance: Rental assistance security deposits, utility payments, moving costs, interim housing including hotel and motel vouchers.

Supportive services: Including but not limited to landlord recruitment, case management, housing outreach and placement, legal services, and credit repair.

CDBG (Federal Allocation)

Federal CDBG funding, administered at the federal level by the Department of Housing and Urban Development (HUD), are allocated to entitlement communities and may be used for activities which include, but are not limited to:

- Acquisition of real property
- Relocation and demolition
- Rehabilitation of residential and non-residential structures
- Construction of public facilities and improvements, such as water and sewer facilities, streets, neighborhood centers, and the conversion of school buildings for eligible purposes
- Public services, within certain limits
- Activities relating to energy conservation and renewable energy resources
- Provision

CDBG–CV (Federal Allocation)



CDBG-CV, administered at the federal level by HUD, can be used to cover expenses to prevent, prepare for, and respond to COVID-19 incurred by a State or locality, regardless of the date on which such costs were incurred, so long as costs comply with CDBG requirements.

#### California Emergency Solutions and Housing (CESH) Funds

CESH funds, administered through the state by the Department of Housing and Community Development (HCD), may be used for five primary activities: housing relocation and stabilization services (including rental assistance), operating subsidies for permanent housing, flexible housing subsidy funds, operating support for emergency housing interventions, and systems support for homelessness services and housing delivery systems. In addition, some administrative entities may use CESH funds to develop or update a coordinated entry system (CES), homeless management information system (HMIS), or homelessness plan.

#### Continuum of Care (CoC) Program Funds

CoC funds, administered at the federal level by HUD, can generally speaking be used for permanent supportive housing, rapid rehousing, transitional housing, transitional/rapid rehousing joint projects, HMIS, CES, and supportive services only projects.

#### Coronavirus Relief Fund (CRF)

The Coronavirus Relief Fund, administered at the federal level by the US Dept. of Treasury, covers expenses that—(1) are necessary expenditures incurred due to the public health emergency with respect to the Coronavirus Disease 2019 (COVID-19); (2) were not accounted for in the budget most recently approved as of March 27, 2020 (the date of enactment of the CARES Act) for the State or government; and (3) were incurred during the period that begins on March 1, 2020, and ends on December 30, 2020. Recommended uses of this funding for supportive housing/homeless response include:

Capital to convert motels/hotels that were leased to isolate/distance people into permanent housing;

Supportive housing operating subsidies/rental assistance for people in shelters/ temp. non-congregate settings to move into permanent housing;

Housing navigation services/ rental assistance/eviction prevention funds

Capital for supportive housing development based on estimated increase in need from COVID 19/Services for people in supportive housing

#### Emergency Housing Voucher Program (EHV)

The Emergency Housing Voucher (EHV) program, administered at the federal level by HUD, is available through the American Rescue Plan Act (ARPA). Through EHV, HUD is providing 70,000 housing choice vouchers to local Public Housing Authorities (PHAs) across the county in order to assist individuals and families who are homeless, at risk of homelessness, fleeing, or attempting to flee, domestic violence, dating violence, sexual assault, stalking, or human trafficking, or were recently homeless or have a high risk of housing instability.

#### The Emergency Rental Assistance Program (ERAP)

ERAP, administered at both the local and state level, makes available funding to assist households unable to pay rent and utilities due to the COVID-19 pandemic. Agencies must use these funds to provide assistance to eligible households through rental assistance programs.

### Emergency Solutions Grants (ESG) (Federal Allocation)

ESG funds, administered at the federal level by HUD, can be used under the five program components: Street outreach, emergency shelter, rapid rehousing, homelessness prevention, and HMIS.

### Emergency Solutions Grants - CV (ESG-CV) (Federal Allocation)

ESG-CV funds, administered at the federal level by HUD, are to be used to prevent, prepare for, and respond to the coronavirus pandemic (COVID-19) among individuals and families who are homeless or receiving homeless assistance. The funds will also support additional homeless assistance and homelessness prevention activities to mitigate the impacts of COVID-19.

### ESG (State CoC Allocation)

State CoC Allocation ESG funds, administered at the state level by HCD, may be used for four primary activities: street outreach, rapid rehousing assistance, emergency shelter, and homelessness prevention. In addition, ESG funds may be used for associated HMIS costs and administrative activities for some sub-recipients.

### ESG-CV (State Allocation)

ESG-CV funds, administered at the state level by HCD, can be used to provide assistance for unsheltered/sheltered individuals experiencing homelessness, and certain individuals at risk of homelessness. Eligible uses include, emergency shelter, temporary emergency shelter, street outreach, homeless prevention, rapid rehousing, and HMIS.

Recommended uses for supportive housing/homeless response include:

#### Short-term

Lease motels/hotels for isolation/social distancing and reduce density in shelters and housing;  
Acquire/operate emergency shelter/Furniture and equipment for emergency shelter operations;  
PPE/Transportation/Cleaning supplies;  
Street outreach;  
Case management and medical care coordination;  
Hire and train new staff /Provide hazard pay to staff;  
Services to individuals and families in emergency shelter/non-congregate settings.

#### Medium/ Long-term

Short and medium-term rental assistance for individuals/families at risk of homelessness;  
Housing stability case management;  
Housing navigation services to support people moving into non-congregate settings and out of non-congregate settings into permanent housing;  
Landlord and tenant mediation.

### Federal Emergency Management Agency (FEMA) Disaster Relief Fund

The FEMA Disaster Relief Fund, administered at the federal level by FEMA, provides reimbursement for eligible emergency medical care and protective measures in response to COVID-19. Recommended uses for supportive housing/homeless response include: PPE/transportation/food purchase and delivery/medical sheltering/non-congregate sheltering/housing navigation services.

### Homeless Coordinating and Financing Council (HCFC) Emergency COVID Funding

The HCFC Emergency COVID funding, administered at the state level by BCSH/HCFC, is available for immediate solutions to combat COVID-19. While eligible uses for this funding are broad and should be determined based on the need of the jurisdiction, suggested uses include but are not limited to the following types of homeless assistance:

Emergency shelter operations – furnishings, supplies, and equipment needed to maintain a sanitary shelter environment for clients and staff.

Shelter capacity – support for increasing capacity and the acquisition of new shelters.

Isolation capacity – support for the acquisition/lease of hotels, motels, trailers, and other alternative isolation placements.

Street outreach – supplies and equipment needed to protect staff engaging with unsheltered from COVID-19 and to meet the urgent physical needs of people experiencing homelessness.

Transportation – support for the transportation of those experiencing homelessness to and from shelters and medical care.

Staffing – support for additional staff for infectious disease preparedness and case management for clients. Housing and Disability Advocacy Program (HDAP).

The HDAP program, administered at the state level by CDSS, assists individuals who are experiencing homelessness to apply for disability benefit programs while also providing housing assistance. Funds can be used for:

Outreach

Case management

Disability advocacy

Housing assistance

All four components must be offered to recipients and these funds require a 100% local match.

Homeless Emergency Aid Program (HEAP)

Eligible uses for HEAP, administered at the state level by HCFC/BCSH, include, but are not limited to: services, rental assistance or subsidies, capital improvements, and at least five percent of HEAP funds must be used to establish or expand services meeting the needs of homeless youth or youth at risk of homelessness.

HOME Investment Partnerships Program

The HOME Investment Partnerships Program (HOME), administered at the federal level by HUD, provides formula grants to States and localities that communities use – often in partnership with local nonprofit groups – to fund a wide range of activities including building, buying, and/or rehabilitating affordable housing for rent or homeownership or providing direct rental assistance to low-income people. HOME is the largest Federal block grant to state and local governments designed exclusively to create affordable housing for low-income households.

Homekey

Project Homekey, administered at the state level by HCD, includes grant funding made available to local public entities, including cities, counties, or other local public entities, including housing authorities or federally recognized tribal governments within California to purchase and rehabilitate housing, including

hotels, motels, vacant apartment buildings, and other buildings and convert them into interim or permanent, long-term housing.

#### Homeless and Housing Assistance Program (HHAP)

HHAP, administered at the state level by HCFC/BCSH, can fund a variety of homeless assistance activities including: rental assistance and rapid rehousing; operating subsidies in new and existing affordable or supportive housing units, emergency shelters, and navigation centers; incentives to landlords, including, but not limited to, security deposits and holding fees; outreach and coordination, which may include access to job programs, to assist vulnerable populations in accessing permanent housing and to promote housing stability in supportive housing; systems support for activities necessary to create regional partnerships and maintain a homeless services and housing delivery system particularly for vulnerable populations including families and homeless youth; delivery of permanent housing and innovative housing solutions such as hotel and motel conversions; prevention and shelter diversion to permanent housing; and new navigation centers and emergency shelters based on demonstrated need.

#### Housing Opportunities for Persons with Aids (HOPWA)

The Housing Opportunities for Persons with AIDS (HOPWA) Program, administered at the federal level by HUD, is the only federal program dedicated to the housing needs of people living with HIV/AIDS. Under the HOPWA Program, HUD makes grants to local communities, States, and nonprofit organizations for projects that benefit low-income persons living with HIV/AIDS and their families. HOPWA provides funding through a formula program as well as a competitive program that has different types of grant projects.

#### US Department of Housing and Urban Development – Veteran’s Affairs (VA)

##### Supportive Housing Program (HUD-VASH)

HUD-VASH, administered at the federal level by HUD and the VA, combines HUD vouchers and VA supportive services to help veterans and their families who are homeless find permanent housing.

No Place Like Home (NPLH) No Place Like Home Funds, administered at the state level by HCD, includes funding for development of permanent supportive housing for persons who are in need of mental health services and are experiencing homelessness, chronic homelessness, or who are at risk of chronic homelessness.

Key features of the program include, funding for permanent supportive housing must utilize low barrier tenant selection practices that prioritize vulnerable populations and offer flexible, voluntary, and individualized supportive services. Further, counties must commit to provide mental health services and help coordinate access to other community-based supportive services.

Populations to be served with these funds are: adults with serious mental illness, or children with severe emotional disorders and their families and persons who require or are at risk of requiring acute psychiatric inpatient care, residential treatment, or outpatient crisis intervention because of a mental disorder with symptoms of psychosis, suicidality or violence and who are homeless, chronically homeless, or at risk of chronic homelessness. At risk of chronic homelessness includes persons who are at high risk of long-term or intermittent homelessness, including persons with mental illness exiting institutionalized settings with a history of homelessness prior to institutionalization, and transition age youth experiencing homelessness or with significant barriers to housing stability.

##### Local Housing Trust Fund (LHTF)

LHTF funding, administered at the state level by HCD, provides matching grants to local housing trust funds established by cities and counties, Native American Tribes and incorporated 501(c)(3) nonprofit organizations. Eligible activities include construction loans and/or permanent financing loans to pay for predevelopment costs, acquisition costs, and other costs associated with the development or rehabilitation

of affordable rental housing projects, or emergency shelters, transitional housing, permanent supportive housing, and affordable homebuyer/homeowner projects, including assistance to income-eligible households to purchase for-sale housing units or to rehabilitate. Funds may also be used for the construction, conversion, repair, and rehabilitation of Accessory Dwelling Units (ADUs) or Junior Accessory Dwelling Units (JADUs).

#### Section 811 Mainstream Housing Choice Vouchers

The Housing Choice Voucher program, administered at the federal level by HUD, is the federal government's major program for assisting very low-income families, the elderly, and the disabled to afford decent, safe, and sanitary housing in the private market. Since housing assistance is provided on behalf of the family or individual, participants are able to find their own housing, including single-family homes, townhouses and apartments. Participants are free to choose any housing that meets the requirements of the program and is not limited to units located in subsidized housing projects. Housing choice vouchers are administered locally by public housing agencies (PHAs).

Section 811 Mainstream Housing Choice Voucher Program Additional Funding through Cares Act This additional funding available through Section 811, administered at the federal level by HUD, helps further the goals of the Americans with Disabilities Act by helping persons with disabilities live in community-based settings. This wave of relief funds will provide affordable housing to non-elderly people living with disabilities.

Supportive Services for Veteran Families (SSVF) SSVF funds, administered at the federal level by the Veteran's Administration, may be used for emergency housing, including hotels and motels; however, this use of funds may occur only when no other housing options, such as transitional housing through GPD, are available. In response to COVID-19, however, grantees may use funds for high-risk veterans to live in hotels and motels instead of congregate settings. In cases of delay receiving RA from PHA (due to PHA closures/remote work), SSVF grantees may use funds to cover rental assistance until a PHA has completed the tasks allowing the voucher to be used.

#### Bringing Families Home (BFH)

Program provides housing supports to families receiving child welfare services who are experiencing or at risk of homelessness, thereby increasing family reunification and preventing foster care placement. BFH provides Rapid Rehousing, supportive housing and targeted prevention services to assist families receiving child welfare services in Stanislaus County. Based on the state allocation methodology, Stanislaus County received \$1, 029,927 in non-competitive funds that will be available for expenditures through June 30, 2024. BFH services will be provided by Community Housing and Shelter Services for fiscal year 2023/2024.

#### Kansas House

To illustrate how homeless assistance projects are supported by a complex web of funding sources, here is one example from the community: Kansas House, located in Modesto, is a housing project made possible through a partnership between the Stanislaus Regional Housing Authority, Stanislaus County, and the City of Modesto. In fall of 2019, the Housing Authority was able to purchase a motel and renovate the space to create permanent housing for people experiencing homelessness. There are 103 units of permanent supportive apartments, with capacity for around 200 residents. Each unit in Kansas House is approximately 275 square feet and has bathroom facilities, kitchenette, sleeping area, and washer dryer. The total cost of this project is approximately \$8 million. As shown in the chart below, the project was funded through a variety of sources. Each source has their own eligibility, documentation, administering agency, and reporting requirements.

Source: Administering Agency

Housing Authority      \$2.1M

Community Development Block Grant (CDBG) – Federal Funds      City of Modesto      \$2.5M

No Place Like Home – CA State Funds      Stanislaus Behavioral Health and Recovery Services  
\$2.3M

Mental Health Services Act – CA State Funds Stanislaus Behavioral Health and Recovery Services  
\$1.1M

#### Efforts to Prevent Criminalization and Institutionalization of Homelessness

The community of Stanislaus County has placed a focus on preventing criminalization of homelessness through several forward-thinking programs developed to provide an alternative to the criminal justice system for people experiencing homelessness who have interactions with the justice system and offer additional opportunities for supportive service intervention and care for this population.

#### Homeless Court

The Homeless Court is an alternative to the traditional criminal justice court system. The court session is focused on homeless and formerly homeless individuals and assembles every other month to resolve traffic, infractions and non-violent minor misdemeanor cases. Participants are referred to the Homeless Court through homeless service providers and must apply for the program well in advance of the court date. A Case Manager is then assigned to each individual to assist in navigation through the Homeless Court process. On the participant's scheduled court date, an assigned Public Defender appears with them and makes a presentation to the court showing how the participant has progressed and how circumstances have changed since the participant was originally charged with the offense, ticket or fine to facilitate resolution outside of the criminal justice system.

#### Mental Health Court

The Stanislaus Mental Health Court provides an alternative form of justice focused on the collaborative process of rehabilitation. Instead of imposing incarceration, the Mental Health Court enables clients to receive treatment, connect with local services, and resolve their cases.

The Court is focused on individuals who have become judicially involved primarily due to their mental health crises. Clients may also be experiencing homelessness or chronic homelessness. Before each court session, the client's treatment team meets with the Court and attorneys from the Public Defender's Office to discuss each client's progress, potential sources of concern, and goals for advancing through the program. During the court appearance, the participant and public defender engage in an active, non-adversarial conversation with the Court and treatment team about their progress. The entire collaborative process seeks to empower individual independence and result in dismissal of their cases.

A significant number of individuals experiencing homelessness and chronic homelessness or who are at risk of chronic homelessness, are affected by serious mental illness. The Mental Health Court provides an individualized treatment plan for each participant based on their diagnosis and response to treatment while also keeping them out of the criminal justice system, in part, to increase their opportunities for future housing and employment opportunities.

#### Drug Court

Drug Court offers an alternative to jail for defendants charged with certain drug offenses. Current

defendants qualify for drug court if they have a non-violent pending drug possession offense. The Stanislaus Drug Court operates in a collaborative manner, with a judge, District Attorney (DA), PD and Probation Officer all working together to assess individual needs and develop a treatment plan for willing participants. Staff work with participants of the Drug Court for 12 to 18 months to help them stabilize and reduce rates of recidivism.

#### CARE Team

The CARE Team works through the Outreach and Engagement Center in the City of Modesto, to identify clients who are homeless or chronically homeless, are high utilizers of the social service systems, and have a high level of interaction with the criminal justice system. The CARE Team is made up of social workers, case managers, a public health nurse, and law enforcement officials and became fully operational in August of 2018.

The CARE Team works to supplement the work of the Homeless Court by addressing the legal needs of clients in the larger Court system. The CARE Team assists participants in showing up for Court dates, and providing documentation of proof of entrance into drug/mental health treatment and the presentation of other mitigating factors to the Courts.

An initial review of individual data showed that for the top two high utilizers had drastically reduced interactions with the criminal justice system after beginning to work with the CARE Team. According to CARE staff, the first went from 21 recent interactions with police prior to working with the CARE Team to 1, and the second highest utilizer went from 17 recent interactions with police to 0.

The CARE Team has regular case conferencing meetings with an Intervention Team made up of individuals from the Modesto Police Department, the Stanislaus County District Attorney's Office, Modesto City Attorney's Office, and CSA in which they discuss individual participant needs and actions to be taken. This case conferencing process places a heavy focus on how participants can be kept out of the criminal justice system by diverting them into supportive service opportunities.

#### Probation Case Management

In addition to the several venues for alternative justice described above, Stanislaus County has also cultivated a practice of focusing additional assistance and services to homeless individuals on probation. If an individual is identified as having experienced homelessness prior to incarceration, they will be assigned a specific probation officer who works with homeless individuals so they can receive specialized case management services to give them the best chance of success while on probation.

#### Post-Incarceration Diversion

For adults recently released from custody, the County addresses housing issues through the Day Reporting Center (DRC). The Sheriff's Department conducts Probation Orientation meetings at the DRC in which several programs have participated in the past including Solidarity, Teen Life Challenge, and Modesto Gospel Mission. As a result of the CoC's coordination with the Probation Department and the Sheriff's Office, a diversion program was started in 2016. The diversion program helps persons experiencing homelessness who would otherwise be jailed for minor crimes obtain services at the Salvation Army shelter facility, where they receive overnight shelter and case management services.

Throughout Fiscal Year 2020-2021, ESG homeless prevention and rapid re-housing funds placed 39 homeless individuals into permanent housing and served 29 Veterans, 46 victims of domestic violence, 34 seniors, one person with HIV/AIDS, 143 chronically homeless persons, and 352 persons with disabilities with emergency shelter services.

## Question 5

Specific and quantifiable systems improvements that the applicant will take to improve the delivery of housing and services to people experiencing homelessness or at risk of homelessness, including, but not limited to, the following:

- (I) Capacity building and workforce development for service providers within the jurisdiction, including removing barriers to contracting with culturally specific service providers and building the capacity of providers to administer culturally specific services.
- (II) Strengthening the data quality of the recipient's Homeless Management Information System.
- (III) Increasing capacity for pooling and aligning housing and services funding from existing, mainstream, and new funding.
- (IV) Improving homeless point-in-time counts.
- (V) Improving coordinated entry systems to strengthen coordinated entry systems to eliminate racial bias, to create a youth-specific coordinated entry system or youth-specific coordinated entry access points, or to improve the coordinated entry assessment tool to ensure that it contemplates the specific needs of youth experiencing homelessness.

### Question 5 Response

#### HMIS

The Homeless Management Information System (HMIS) is operated by Community Services Agency, designated as the Collaborative Applicant. ECCOVIA (Client Track) Software is used to track universal and program-specific data. Currently, there are 81 projects set up in HMIS and 75 active projects consisting of both federally and privately funded programs. All projects funded through the Continuum of Care and/or the Emergency Solutions Grants program are required to use HMIS. Over the next five years, Stanislaus County, Community Services Agency, expects the number of providers using HMIS to significantly increase based on a growing interest in statistical performance evaluation and the increasing number of funding streams that require the use of HMIS. The Stanislaus County HMIS will also track data that is acquired by the Multidisciplinary Street Outreach and Engagement Team, the Access Center, and 14 different Access Points throughout the County, as part of the process of operating the Stanislaus Coordinated Entry System, which is also administered by Stanislaus County, Community Services Agency (CSA). The Coordinated Entry System will use HMIS to aggregate data about the vulnerability and needs of clients who are or may be experiencing homelessness, including Vulnerability Assessment –Service Prioritization Decision Assistance Tool (VI-SPDAT) scores, the housing needs and preferences of each client, and notes from each client's case conferences. This allows the Stanislaus County, CSA to ensure that the widest possible range of clients are tracked in the system, and gather reliable information about the County's progress toward providing housing for all of its residents. The Stanislaus HMIS will be a crucial part of the system in place to collect the data needed for the reports required by No Place Like Home, as well as a crucial part of the County's efforts to track progress toward its goal of ending homelessness.

#### Funding Alignment

Countywide there is a diverse, multisector funding approach toward preventing and ending homelessness that leverages local, state, and federal funding streams. Within the County, entities receive funding streams from federal and state Emergency Solutions Grants (ESG), federal HOME Investment Partnerships Program (HOME), Continuum of Care program (CoC) and Community Development Block



Grants CDBG funding, as well as state Homeless Emergency Aid Program (HEAP), California Emergency Solutions and Housing Program (CESH), and Mental Health Services Act (MHSA) funding.

Behavioral Health and Recovery Services (BHRS) receives and allocates state MHSA funding for an Assisted Outpatient Treatment (AOT) Pilot Full Services Partnership (FSP) and two Permanent Supportive Housing (PSH) projects. Additional funds come directly from BHRS for FSP treatment and respite programs.

The Stanislaus Community Services Agency provides support through the County's StanWORKs Division, and administers the state's CalWORKS program, and through the Stanislaus County General Assistance/Relief Program (GA/GR).

The City of Modesto serves as its own Entitlement Jurisdiction and receives and administers CDBG funds, HOME funds, and ESG funds. Affordable housing, fair housing, ending chronic homelessness, public services, public facilities improvements, and public improvements are priorities for funding, with a majority allocated towards affordable housing in FY 2018-2019.

The City of Turlock and Stanislaus County HOME Consortium (includes cities of Ceres, Hughson, Newman, Oakdale, Patterson, Waterford and the unincorporated areas) receives HOME funds. The City of Turlock contracts independently with each of the Stanislaus Urban County members and is also a CDBG Entitlement Jurisdiction.

The Stanislaus Urban County (includes cities of Ceres, Hughson, Newman, Oakdale, Patterson, Waterford and unincorporated areas) receives CDBG and ESG funds. Most of Stanislaus Urban County's CDBG funding is allocated toward infrastructure development needed to provide decent housing and a suitable living environment. ESG program funding provides emergency shelter and rental assistance to those experiencing homelessness or at risk of experiencing it.

The Stanislaus County Continuum of Care (CoC) receives HUD CoC funding, a majority of which funds Permanent Supportive Housing Projects (PSH). Additionally, HUD funding supports Homeless Management Information Systems and other housing projects.

#### Upcoming and Recently Awarded Funding Streams

In addition to the above-mentioned funding streams, the County, as the administrative entity of the community system of care, will also use funding from No Place Like Home (NPLH), California Emergency Solutions and Housing funds (CESH), and Homelessness Emergency Assistance Program (HEAP) funds to make further progress towards the goals and strategies outlined in this plan.

#### No Place Like Home

Stanislaus County will apply for funds to build permanent supportive housing serving the NPLH target population of individuals living with serious mental illness who are homeless, chronically homeless, or at-risk of chronic homelessness.

#### CESH

Stanislaus County will receive \$1,576,169 within FY 2019-2023 to build its capacity to implement best practices and monitor outcomes of its efforts to end homelessness. Those funds will be spent on Coordinated Entry System development, planning activities, and upgrades to the Homeless Management Information System (HMIS). However, the spending of those funds were put on pause this year, due to ESG-CV2 funds were utilized.

#### HEAP

Stanislaus County has been awarded \$7,236,985.95 in HEAP funding to create an Access Center Hub and

Satellite, a one-stop shop and access point with direct links to emergency shelter beds, youth navigation center and youth supportive services, as well as flexible funding for prevention, diversion, targeted subsidies and services for target populations not served by existing programs.

### Other Funding Sources

In addition to the primary funders of homelessness housing and services outlined above, extensive governmental and private funding and resources are made available throughout the community. Notably, the Stanislaus Regional Housing Authority administers HUD funding for Housing Choice Vouchers, some of which are set aside for people experiencing homelessness or for those ready to move on from permanent supportive housing, and closely collaborates with the CSOC. In addition, the Veterans Administration (VA) funds housing vouchers, medical care, outreach, and other services for veterans. The state and federal Departments of Justice, local law enforcement agencies, and emergency medical and healthcare organizations provide funding for collaborative efforts to identify and treat people experiencing homelessness, and family service agencies, child welfare and educational agencies, mental health and community clinics, philanthropic and faith-based organizations fund and participate in the wider system of care for those at risk of or experiencing homelessness.

### PIT Recommendations

For the past four years (with the exception of 2021), the Stanislaus Community System of Care (CSOC) has coordinated the HUD-mandated Homeless Point-In-Time (PIT) Count using the Incident Command System (ICS) process. The Stanislaus County Office of Emergency Services (OES) has developed the ICS framework to help structure the PIT Planning process.

1. Observation 1: At the July COC meeting, designated representatives from various agencies began the planning process.

Recommendation 1: Designate representatives early.

2. Observation 2: Branch Leaders were identified too late in the planning process.

Recommendation 2: Start soon after the 2020 PIT Count (April) to identify Branch Leaders since they are key to success in each city.

3. Observation 3: Unincorporated areas should be included in next year's Count and have their own Branch Leader and volunteer team.

Recommendation 3: Add these additional areas to the Count.

4. Observation 4: Branch Leaders liked the periodic calls received from the Command Center. It was determined it is easier for Command Center staff to contact the Branch Leaders rather than ask the BL to call in.

Recommendation 4: Continue this practice.

5. Observation 5: The Command Center was hosted by the Office of Emergency Services at 3705 Oakdale Rd. the location of the Emergency Operations Center. This was a good venue since the EOC is set up for this type of event.

Recommendation 5: Coordinate with OES to continue to host the Command Center at the EOC.

6. Observation 6: The staging areas of each city needs to be identified and shared earlier for release to the media, public, cities and homeless population.

Recommendation 6: Begin this process earlier when Branch Leaders are identified.

7. Observation 7: Continue to fill the Safety Office with someone who can make the connections.

Observation 7: A map of known homeless camps was provided to Salida by the Safety Officer.

8. Observation 8: Mapping was requested of known homeless camps/locations to be included in the IAP.

Recommendation 8: Working with the Safety Office, provide mapping in the IAP.

9. Observation 9: Volunteers had no visible identification they were with the Count.

Recommendation 9: Provide lanyards and/or vest for field volunteers the day of the Count.

10. Observation 10: Adding role-playing as part of the volunteer training would be helpful and give

them a chance to practice before getting in the field.

Recommendation 10: Add a short role-play to the volunteer training sessions.

## Question 6

Evidence of connection with the local homeless Coordinated Entry System.

### Question 6 Response

The Stanislaus CoC (CSOC) has developed a coordinated entry system, mandatory for CoC- and ESG-funded housing and services, and adopted by other community-based housing targeted for people experiencing homelessness. The CE system is designed to create a centralized community queue for housing and services that prioritizes the most intensive interventions and immediate placements for the most vulnerable individuals in the community. Coordinated Entry changes a CoC from a project-focused system to a person-focused system by asking that “communities prioritize people who are most in need of assistance” strategically allocate current resources and identify additional resources to meet newly refined needs. These prioritization approaches ensure that across all subpopulations and people with various types of disabilities, those most vulnerable, at highest risk of continued homelessness, or with the most severe service needs will be prioritized for assistance. The coordinated entry process can prioritize who will receive assistance based on need. In addition to prioritizing resources for the most vulnerable individuals and families, who are least likely to resolve their homelessness on their own, coordinated entry ensures that people experiencing homelessness are not sent through a confusing and overwhelming maze of different housing and services and applications. The coordinated entry process uses a “no-wrong-door” approach, which ensures individuals and families are connected to housing through coordinated and accessible processes that assess and meet each household’s needs to obtain and maintain housing.

### Prioritization and Placement

Individuals or families in need initiate a request for services through designated Access Point(s) or through outreach workers or a 24-hour 211-call center. Outreach teams are deployed to ensure that highly vulnerable people least likely to engage in services or with an access point are included in the assessment and referral process. Outreach workers affirmatively target for services people who may experience barriers to accessing the assessment and referral system, and the CSOC evaluates its systems to ensure that all housing and supportive services are marketed and available to all eligible person regardless of race, color, religion, sex, age, national origin, familial status, disability, sexual orientation, or gender identity.

Those individuals are assessed for homelessness status, their housing needs, and their vulnerability using factors like high acuity of health and other needs, length of time homeless, risks of harm and/or exploitation, interaction with emergency services and legal issues. Those scoring as the most vulnerable and in need of assistance will be prioritized for appropriate housing for which they are eligible. Eligibility is set by the housing program’s restrictions or availability for certain subpopulations: for example, HUD-VASH vouchers are reserved for qualified veterans; and certain projects are reserved for families with children or those who are receiving CalWORKS benefits.

The prioritization list, or community queue, is managed through a case conferencing system in which outreach workers, housing navigators, and other staff discuss eligibility and appropriate placement of those individuals receiving housing interventions.

The CSOC is currently assessing the CE system to expand participation of shelter, prevention/diversion, housing and service programs, and redesign the system to incorporate newly funded access points that are better linked to shelter. As part of that assessment, the CSOC will hold multiple stakeholder meetings, identify barriers to implementing best practices, and create a pathway for sustainable change. Incorporating individuals identified as eligible for NPLH units into the CE system for placement into those

units will be one of the strategies for implementation.

Placement into NPLH units through the CE system could happen in several ways. The CSOC HMIS system, the data foundation of the CE system, identifies individuals who meet the HUD definition of chronically homeless through compiling information about episodes of homelessness and other risk factors. Such information provides the basis of eligibility under the NPLH's definition of "at risk of chronic homelessness." Additional NPLH-specific factors could be added to the HMIS intake form, including presence of a serious mental disorder/presence of a seriously emotionally disturbed child, and the community queue further configured to identify the NPLH target population. Stanislaus County has applied for additional funding to upgrade its HMIS and CE capacity, and integrating NPLH eligibility and placement information shall be part of that work.

In the interim or outside of HMIS data, the CE System's collaborative assessment and case conferencing system could be implemented to ensure that households eligible for NPLH units are fully identified and assessed. The CE system has a system for identifying eligibility factors like veteran status, receipt or eligibility for specific services like CalWORKS, and the CE system outlines a confidential assessment, prioritization, and placement process for survivors of domestic violence and other vulnerability victimization households. This process allows providers to maintain confidentiality and safety for their clients while also ensuring that these households have access to the full array of housing opportunities in the community. Key to this parallel system is collaboration with victim services providers, who assess household eligibility and vulnerability for inclusion into a separate community queue for survivors. Similarly, individuals eligible for NPLH units could be identified and prioritized using a standard assessment tool by BHRS teams, working in collaboration with the CE system housing navigation/prioritization team.

Key to the effectiveness of the coordinated entry system is universal adoption and alignment among housing and service providers through shared data systems and centralized placements. Stanislaus County launched its Coordinated Entry access and assessment systems through outreach workers, who use a standardized triage tool called the VI-SPDAT, and the CoC's Homeless Management Information System (HMIS), administered through Stanislaus County, CSA. The CSOC, County and City of Modesto continue to invest in shared systems to better coordinate services and programs, and have launched the Coordinated Entry system procedures to ensure effective implementation over the entire system of care. The community's Access Center Hub plays an integral part in that implementation.

#### Evaluating and Updating Coordinated Entry System: Policies and Procedures

The implementation of the coordinated entry process requires ongoing significant, community-wide engagement and openness to change. In compliance with CPD 17-01, Notice Establishing Additional Requirements for a Continuum of Care, the coordinated entry process will be periodically evaluated, at least once per year by the CoC, and stakeholders will be provided the opportunity for feedback. The CoC may delegate this responsibility to the CES Task Force or other subcommittee.

Stakeholders include, but are not limited to all CoC- and ESG-funded Housing Providers, as well as individuals and families currently engaged in the coordinated entry process or who have been referred through the system in the last year and are willing to provide feedback through participating in a focus group or completion of a survey. Evaluators shall:

- Lead periodic evaluations to ensure that the coordinated entry process is functioning as intended; such evaluations shall happen at least annually. These evaluations may include the use of surveys, interviews, and focus groups of five or more participants that approximate the diversity of the participating providers and households.
- Lead efforts to make periodic adjustments to the coordinated entry process as determined necessary; such adjustments shall be made at least annually based on findings from evaluation efforts
- Ensure that evaluation and adjustment processes are informed by the Stanislaus Community System of Care and representative group of stakeholders
- Ensure that the coordinated entry process is updated as necessary to maintain compliance with all state and federal statutory and regulatory requirements
- Evaluation metrics shall include indicators of the effectiveness of the functioning of the coordinated

entry process itself, such as:

- Wait times for initial contact
- Extent to which expected timelines described in this manual are met
- Number and Percentage of referrals that are accepted by Housing Providers
- Number and Percentage of persons declined by more than one (1) provider
- Completeness of data on assessment and intake forms

These metrics shall also include indicators of the impact of the coordinated entry process on system-wide outcomes, such as:

- Waiting lists are reduced for all services
- Program components meet outcome targets
- Reductions in long term chronic homelessness
- Reduction in family homelessness
- Reductions in returns to homelessness
- Reduced rate of people becoming homeless for first time

The CoC ensures adequate privacy protections of all participant information collected in the course of the annual CES evaluation.

## **Certification**

**I certify that all information included in this Application is true and accurate to the best of my knowledge.**

Yes

Table 1. Landscape Analysis of Needs and Demographics

People Experiencing Homelessness		Source and Date Timeframe of Data
<b>Population and Living Situations</b>		
<b>TOTAL # OF PEOPLE EXPERIENCING HOMELESSNESS</b>	4280	System Performance 10/01/2020-09/30/2021
# of People Who are <b>Sheltered</b> (ES, TH, SH)	3770	System Performance 10/01/2020-09/30/2021
# of People Who are <b>Unsheltered</b>	510	System Performance 10/01/2020-09/30/2021
<b>Household Composition</b>		
# of Households <b>without Children</b>	2280	System Performance 10/01/2020-09/30/2021
# of Households with <b>At Least 1 Adult &amp; 1 Child</b>	599	System Performance 10/01/2020-09/30/2021
# of Households with <b>Only Children</b>	58	System Performance 10/01/2020-09/30/2021
<b>Sub Populations and Other Characteristics</b>		
# of Adults Who are Experiencing <b>Chronic Homelessness</b>	1029	System Performance 10/01/2020-09/30/2021
# of Adults Who are Experiencing <b>Significant Mental Illness</b>	654	HMIS 10/01/20-09/30/2021
# of Adults Who are Experiencing <b>Substance Abuse</b> Disorders	1234	HMIS 10/01/20-09/30/2021
# of Adults Who are <b>Veterans</b>	430	HMIS 10/01/2020-09/30/2021
# of Adults with <b>HIV/AIDS</b>	5	HMIS 10/01/2020-09/30/2021
# of Adults Who are <b>Survivors of Domestic Violence</b>	1245	HMIS 10/01/2020-09/30/2021
# of <b>Unaccompanied Youth (under 25)</b>	981	HMIS 10/01/2020-09/30/2021
# of <b>Parenting Youth (under 25)</b>	199	HMIS 10/01/2020-09/30/2021
# of People Who are <b>Children of Parenting Youth</b>	232	HMIS 10/01/2020-09/30/2021
<b>Gender Demographics</b>		
# of <b>Women/Girls</b>	1386	System Performance 10/01/2020-09/30/2021
# of <b>Men/Boys</b>	1751	System Performance 10/01/2020-09/30/2021
# of People Who are <b>Transgender</b>	25	HMIS 10/01/2020-09/30/2021
# of People Who are <b>Gender Non-Conforming</b>	24	HMIS 10/01/2020-09/30/2021
<b>Ethnicity and Race Demographics</b>		
# of People Who are <b>Hispanic/Latino</b>	970	System Performance 10/01/2020-09/30/2021
# of People Who are <b>Non-Hispanic/Non-Latino</b>	1418	System Performance 10/01/2020-09/30/2021
# of People Who are <b>Black or African American</b>	363	System Performance 10/01/2020-09/30/2021
# of People Who are <b>Asian</b>	48	System Performance 10/01/2020-09/30/2021
# of People Who are <b>American Indian or Alaska Native</b>	71	System Performance 10/01/2020-09/30/2021
# of People Who are <b>Native Hawaiian or Other Pacific Islander</b>	33	System Performance 10/01/2020-09/30/2021
# of People Who are <b>White</b>	1418	System Performance 10/01/2020-09/30/2021
# of People Who are <b>Multiple Races</b>	250	System Performance 10/01/2020-09/30/2021

Table 2. Landscape Analysis of People Being Served

	Permanent Supportive Housing (PSH)	Rapid Rehousing (RRH)	Transitional Housing (TH)	Interim Housing or Emergency Shelter (IH / ES)	Diversion Services and Assistance (DIV)	Homelessness Prevention Services & Assistance (HP)	Outreach and Engagement Services (O/R)	Other: [Identify]	Source(s) and Timeframe of Data
<b>Household Composition</b>									
# of Households <b>without Children</b>	174	90	258	1930	0	28	766		HMIS 10/01/2020-09/30/2021
# of Households with <b>At Least 1 Adult &amp; 1 Child</b>	61	32	61	483	0	32	0		HMIS 10/01/2020-09/30/2021
# of Households with <b>Only Children</b>	0	0	0	58	0	0	17		HMIS 10/01/2020-09/30/2021
<b>Sub-Populations and Other Characteristics</b>									
# of Adults Who are Experiencing <b>Chronic Homelessness</b>	156	61	128	931	0	1	337		HMIS 10/01/2020-09/30/2021
# of Adults Who are Experiencing <b>Significant Mental Illness</b>	29	7	55	276	0	4	43		HMIS 10/01/2020-09/30/2021
# of Adults Who are Experiencing <b>Substance Abuse Disorders</b>	20	11	110	606	0	1	229		HMIS 10/01/2020-09/30/2021
# of Adults Who are <b>Veterans</b>	13	80	41	120	0	18	38		HMIS 10/01/2020-09/30/2021
# of Adults with <b>HIV/AIDS</b>	0	0	2	1	0	0	2		HMIS 10/01/2020-09/30/2021
# of Adults Who are <b>Survivors of Domestic Violence</b>	8	12	67	576	0	13	146		HMIS 10/01/2020-09/30/2021
# of <b>Unaccompanied Youth (under 25)</b>	15	14	60	421	0	0	135		HMIS 10/01/2020-09/30/2021
# of <b>Parenting Youth (under 25)</b>	7	6	16	98	0	0	0		HMIS 10/01/2020-09/30/2021
# of People Who are <b>Children of Parenting Youth</b>	7	5	14	120	0	0	0		HMIS 10/01/2020-09/30/2021
<b>Gender Demographics</b>									
# of <b>Women/Girls</b>	214	91	166	1618	0	87	300		HMIS 10/01/2020-09/30/2021
# of <b>Men/Boys</b>	199	121	273	1939	0	73	492		HMIS 10/01/2020-09/30/2021
# of People Who are <b>Transgender</b>	1	1	2	5	0	1	4		HMIS 10/01/2020-09/30/2021
# of People Who are <b>Gender Non-Conforming</b>	0	0	1	10	0	0	7		HMIS 10/01/2020-09/30/2021
<b>Ethnicity and Race Demographics</b>									
# of People Who are <b>Hispanic/Latino</b>	121	79	151	1563	0	76	219		HMIS 10/01/2020-09/30/2021
# of People Who are <b>Non-Hispanic/Non-Latino</b>	293	134	291	2008	0	85	565		HMIS 10/01/2020-09/30/2021
# of People Who are <b>Black or African American</b>	44	47	56	418	0	20	99		HMIS 10/01/2020-09/30/2021
# of People Who are <b>Asian</b>	5	1	5	51	0	4	11		HMIS 10/01/2020-09/30/2021
# of People Who are <b>American Indian or Alaska Native</b>	11	3	1	67	0	4	22		HMIS 10/01/2020-09/30/2021
# of People Who are <b>Native Hawaiian or Other Pacific Islander</b>	6	0	2	42	0	0	11		HMIS 10/01/2020-09/30/2021
# of People Who are <b>White</b>	322	143	335	2652	0	117	569		HMIS 10/01/2020-09/30/2021
# of People Who are <b>Multiple Races</b>	26	19	43	341	0	16	68		HMIS 10/01/2020-09/30/2021



Table 3. Landscape Analysis of State, Federal and Local Funding

Funding Program <i>(choose from drop down options)</i>	Fiscal Year <i>(select all that apply)</i>	Total Amount Invested Into Homelessness Interventions	Funding Source*	Intervention Types Supported with Funding <i>(select all that apply)</i>	Brief Description of Programming and Services Provided	Populations Served <i>(please x the appropriate population(s))</i>	
CalWORKs Housing Support Program (HSP) - via CDSS	FY 2021-2022	\$ 8,303,000.00	State Agency	Non-Congregate Shelter/ Interim Housing	Intensive case management services, rental assistance, interim housing and outreach.	<b>ALL PEOPLE EXPERIENCING HOMELESSNESS</b> x People Exp Chronic Homelessness x People Exp Severe Mental Illness x People Exp Substance Abuse Disorders	
	FY 2022-2023			Outreach and Engagement			TARGETED POPULATIONS <i>(please "x" all that apply)</i> x Veterans x Parenting Youth
	FY 2023-2024			Administrative Activities			x People Exp HIV/ AIDS x Children of Parenting Youth
				Rental Assistance			x Other <i>(please enter here)</i>
Housing and Disability Advocacy Program (HDAP) - via CDSS	FY 2021-2022	\$ 1,670,853.00	State Agency	Outreach and Engagement	Outreach and engagement services to potentially disability eligible homeless population. Connection to services and case management.	<b>ALL PEOPLE EXPERIENCING HOMELESSNESS</b> x People Exp Chronic Homelessness x People Exp Severe Mental Illness x People Exp Substance Abuse Disorders	
	FY 2022-2023			Diversion and Homelessness Prevention			TARGETED POPULATIONS <i>(please "x" all that apply)</i> x Veterans x Parenting Youth
	FY 2023-2024						x People Exp HIV/ AIDS x Children of Parenting Youth
							x Other <i>(please enter here)</i>
Emergency Solutions Grants - CV (ESG CV) - via HCD	FY 2021-2022	\$ 2,332,187.00	State Agency	Systems Support Activities	Operational support of emergency shelter and support for Homeless Management Information System.	<b>ALL PEOPLE EXPERIENCING HOMELESSNESS</b> x People Exp Chronic Homelessness x People Exp Severe Mental Illness x People Exp Substance Abuse Disorders	
	FY 2022-2023			Administrative Activities			TARGETED POPULATIONS <i>(please "x" all that apply)</i> x Veterans x Parenting Youth
				Non-Congregate Shelter/ Interim Housing			x People Exp HIV/ AIDS x Children of Parenting Youth
							x Other <i>(please enter here)</i>
Homeless Housing, Assistance and Prevention Program (HHAP) - via Cal ICH	FY 2021-2022	\$ 17,523,988.00	State Agency	Systems Support Activities	Operational support of emergency shelter, permanent housing solutions, case management, outreach services, operational support of youth shelter, and systems support.	<b>ALL PEOPLE EXPERIENCING HOMELESSNESS</b> x People Exp Chronic Homelessness x People Exp Severe Mental Illness x People Exp Substance Abuse Disorders	
	FY 2022-2023			Diversion and Homelessness Prevention			TARGETED POPULATIONS <i>(please "x" all that apply)</i> x Veterans x Parenting Youth
	FY 2023-2024			Outreach and Engagement			x People Exp HIV/ AIDS x Children of Parenting Youth
	FY 2024-2025			Non-Congregate Shelter/ Interim Housing			x Other <i>(please enter here)</i>
Continuum of Care Program (CoC) - via HUD	FY 2021-2022	\$ 838,374.00	Federal Agency	Systems Support Activities	Operational support of the Homeless Management Information System and support for the COC.	<b>ALL PEOPLE EXPERIENCING HOMELESSNESS</b> x People Exp Chronic Homelessness x People Exp Severe Mental Illness x People Exp Substance Abuse Disorders	
	FY 2022-2023			Administrative Activities			TARGETED POPULATIONS <i>(please "x" all that apply)</i> x Veterans x Parenting Youth
	FY 2023-2024			Outreach and Engagement			x People Exp HIV/ AIDS x Children of Parenting Youth
							x Other <i>(please enter here)</i>
Bringing Families Home (BFH) - via CDSS	FY 2021-2022	\$ 1,331,842.00	State Agency	Diversion and Homelessness Prevention	Rental assistance and interim housing solutions for children in the Child Welfare System to allow housing related issues to be resolved while reunifying families.	<b>ALL PEOPLE EXPERIENCING HOMELESSNESS</b> x People Exp Chronic Homelessness x People Exp Severe Mental Illness x People Exp Substance Abuse Disorders	
	FY 2022-2023			Outreach and Engagement			TARGETED POPULATIONS <i>(please "x" all that apply)</i> x Veterans x Parenting Youth
	FY 2023-2024			Rental Assistance			x People Exp HIV/ AIDS x Children of Parenting Youth
							x Other <i>(please enter here)</i>
Emergency Solutions Grants (ESG) - via HCD	FY 2021-2022	\$ 172,528.00	State Agency	Systems Support Activities	Operational support of the Homeless Management Information System.	<b>ALL PEOPLE EXPERIENCING HOMELESSNESS</b> x People Exp Chronic Homelessness x People Exp Severe Mental Illness x People Exp Substance Abuse Disorders	
	FY 2022-2023			Administrative Activities			TARGETED POPULATIONS <i>(please "x" all that apply)</i> x Veterans x Parenting Youth
							x People Exp HIV/ AIDS x Children of Parenting Youth
							x Other <i>(please enter here)</i>
Coronavirus Relief Fund (CRF) - via Treasury	FY 2021-2022	\$ 441,440.00	Federal Agency	Non-Congregate Shelter/ Interim Housing	Non-congregate sheltering of COVID related homeless individuals including food, transportation and supportive services.	<b>ALL PEOPLE EXPERIENCING HOMELESSNESS</b> x People Exp Chronic Homelessness x People Exp Severe Mental Illness x People Exp Substance Abuse Disorders	
				Systems Support Activities			TARGETED POPULATIONS <i>(please "x" all that apply)</i> x Veterans x Parenting Youth
							x People Exp HIV/ AIDS x Children of Parenting Youth
							x Other <i>(please enter here)</i>
FEMA Public Assistance Program Category B - via FEMA	FY 2021-2022	\$ 401,520.00	Federal Agency	Non-Congregate Shelter/ Interim Housing	Non-congregate sheltering of COVID related homeless individuals including food, transportation and supportive services.	<b>ALL PEOPLE EXPERIENCING HOMELESSNESS</b> x People Exp Chronic Homelessness x People Exp Severe Mental Illness x People Exp Substance Abuse Disorders	
				Diversion and Homelessness Prevention			TARGETED POPULATIONS <i>(please "x" all that apply)</i> x Veterans x Parenting Youth
				Systems Support Activities			x People Exp HIV/ AIDS x Children of Parenting Youth
							x Other <i>(please enter here)</i>

\* NOTE: Private funder(s) option here could include philanthropy, resources from managed care plans organizations, corporate funders, or other private sources of funding

**Table 4. Outcome Goals**

<b>Outcome Goal #1a: Reducing the number of persons experiencing homelessness.</b>		
<b>Baseline Data:</b> Annual estimate of number of people accessing services who are experiencing homelessness	<b>Outcome Goals July 1, 2021 - June 30, 2024</b>	
	<b>Decrease/Increase in # of People</b>	<b>Decrease/Increase as % Change from Baseline</b>
4685	1,125	-24%
<b>Describe Your Related Goals for Underserved Populations and Populations Disproportionately Impacted by Homelessness</b>		
<b>Describe any underserved and/ or disproportionately impacted population(s) that your community will especially focus on related to this Outcome Goal and how this focus has been informed by data in your landscape assessment:</b>		<b>Describe the trackable data goal(s) related to this Outcome Goal:</b>
The sub-population black or African American, after review of the landscape analysis, relevant Point-In-Time reports, and racial equity analysis, this group mentioned above have been found to be disproportionately impacted by homelessness.		Increase the use of HMIS Data in our CoC. Increase quarterly agency audits for accuracy of HMIS data through use of HUD required data elements.

<b>Outcome Goal #1b: Reducing the number of persons experiencing homelessness on a daily basis</b>		
<b>Baseline Data:</b> Daily Estimate of # of people experiencing unsheltered homelessness	<b>Outcome Goals July 1, 2021 - June 30, 2024</b>	
	<b>Reduction in # of People</b>	<b>Reduction as % Change from Baseline</b>
1084	109	-10%
<b>Describe Your Related Goals for Underserved Populations and Populations Disproportionately Impacted by Homelessness</b>		
<b>Describe any underserved and/ or disproportionately impacted population(s) that your community will especially focus on related to this Outcome Goal and how this focus has been informed by data in your landscape assessment:</b>		<b>Describe the trackable data goal(s) related to this Outcome Goal:</b>
The sub-population Youth 18-24 years old, after review of the landscape analysis, relevant Point-In-Time reports, HMIS Data and direct communication with the largest provider offering Transitional Youth Services in Stanislaus County, this group mentioned above have been found to be disproportionately impacted by homelessness on a daily basis.		Increase the use of HMIS Data in our CoC. Increase quarterly agency audits for accuracy of HMIS data through use of HUD required data elements. Offer regional Transitional Youth Service trainings and education.

<b>Outcome Goal #2: Reducing the number of persons who become homeless for the first time.</b>		
<b>Baseline Data:</b>	<b>Outcome Goals July 1, 2021 - June 30, 2024</b>	
<b>Annual Estimate of # of people who become homeless for the first time</b>	<b>Reduction in # of People</b>	<b>Reduction as % Change from Baseline</b>
2011	Reduction by 1066 people	53%
<b>Describe Your Related Goals for Underserved Populations and Populations Disproportionately Impacted by Homelessness</b>		
<b>Describe any underserved and/ or disproportionately impacted population(s) that your community will especially focus on related to this Outcome Goal and how this focus has been informed by data in your landscape assessment:</b>	<b>Describe the trackable data goal(s) related to this Outcome Goal:</b>	
The sub-population 1 Adult and 1 Child, after review of the landscape analysis, relevant Point-In-Time reports, HMIS Data and communicating with CoC members, Community based Organizations in Stanislaus County, this group mentioned above have been found to be disproportionately impacted by homelessness.	Increase the use of HMIS Data in our CoC. Increase quarterly agency audits for accuracy of HMIS data through use of HUD required data elements. Educate Community Organizations on other social services available to families.	

<b>Outcome Goal #3: Increasing the number of people exiting homelessness into permanent housing.</b>		
<b>Baseline Data:</b>	<b>Outcome Goals July 1, 2021 - June 30, 2024</b>	
<b>Annual Estimate of # of people exiting homelessness into permanent housing</b>	<b>Increase in # of People</b>	<b>Increase as % Change from Baseline</b>
693	427	62%
<b>Describe Your Related Goals for Underserved Populations and Populations Disproportionately Impacted by Homelessness</b>		
<b>Describe any underserved and/ or disproportionately impacted population(s) that your community will especially focus on related to this Outcome Goal and how this focus has been informed by data in your landscape assessment:</b>	<b>Describe the trackable data goal(s) related to this Outcome Goal:</b>	
The sub-population of adults who are experiencing Significant Mental Illness, after review of the landscape analysis, relevant Point-In-Time reports, HMIS Data and communicating with a core partner Behavioral Health Recovery Systems, CoC members, Community based Organizations in Stanislaus County, this group mentioned above have been found to be disproportionately impacted of people exiting homelessness into permanent housing.	Increase the use of HMIS Data in our CoC. Increase quarterly agency audits for accuracy of HMIS data through use of HUD required data elements. Educate Community Organizations on other social services available to Individuals. On-going Case Management after they are permanently housed.	

<b>Outcome Goal #4: Reducing the length of time persons remain homeless.</b>		
<b>Baseline Data:</b> Average length of time (in # of days) persons enrolled in street outreach, emergency shelter, transitional housing, safehaven projects and time prior to move-in for persons enrolled in rapid rehousing and permanent housing programs"	<b>Outcome Goals July 1, 2021 - June 30, 2024</b>	
	<b>Decrease in Average # of Days</b>	<b>Decrease as % Change from Baseline</b>
92	32	-35%
<b>Describe Your Related Goals for Underserved Populations and Populations Disproportionately Impacted by Homelessness</b>		
<b>Describe any underserved and/ or disproportionately impacted population(s) that your community will especially focus on related to this Outcome Goal and how this focus has been informed by data in your landscape assessment:</b>	<b>Describe the trackable data goal(s) related to this Outcome Goal:</b>	
The sub-population of Transgender, after review of the landscape analysis, relevant Point-In-Time reports, HMIS Data and communicating with a core partner of the Lesbian, Gay, Bisexual & Transgender (LGBTQ) Resource Center, CoC members, Community based Organizations in Stanislaus County, this group mentioned above have been found to be disproportionately impacted of people exiting homelessness.	Increase the use of HMIS Data in our CoC. Increase quarterly agency audits for accuracy of HMIS data through use of HUD required data elements. Educate Community Organizations on other social services available to Individuals. Increase Implicit-bias Trainings, and work with LGBTQ Advocates for training and education.	

<b>Outcome Goal #5: Reducing the number of persons who return to homelessness after exiting homelessness to permanent housing.</b>		
<b>Baseline Data:</b> % of people who return to homelessness after having exited homelessness to permanent housing	<b>Outcome Goals July 1, 2021 - June 30, 2024</b>	
	<b>Decrease in % of People who return to Homelessness</b>	<b>Decrease as % Change from Baseline</b>
8%	7%	-1%
<b>Describe Your Related Goals for Underserved Populations and Populations Disproportionately Impacted by Homelessness</b>		
<b>Describe any underserved and/ or disproportionately impacted population(s) that your community will especially focus on related to this Outcome Goal and how this focus has been informed by data in your landscape assessment:</b>	<b>Describe the trackable data goal(s) related to this Outcome Goal:</b>	
The sub-population of adults experiencing Substance Abuse Disorders, after review of the landscape analysis, relevant Point-In-Time reports, HMIS Data and communicating with a core partner Behavioral Health Recovery Services, CoC members, Community based Organizations in Stanislaus County, this group mentioned above have been found to be disproportionately impacted of persons returning to homelessness after exiting to permanent housing.	Increase the use of HMIS Data in our CoC. Increase quarterly agency audits for accuracy of HMIS data through use of HUD required data elements. Educate Community Organizations on other social services available to Individuals. On-going Case Management after they are permanently housed.	

<b>Outcome Goal #6: Increasing successful placements from street outreach.</b>		
<b>Baseline Data:</b> <b>Annual # of people served in street outreach projects who exit to emergency shelter, safe haven, transitional housing, or permanent housing destinations.</b>	<b>Outcome Goals July 1, 2021 - June 30, 2024</b>	
	<b>Increase in # of People Successfully Placed from Street Outreach</b>	<b>Increase as % of Baseline</b>
42	44	2%
<b>Describe Your Related Goals for Underserved Populations and Populations Disproportionately Impacted by Homelessness</b>		
<b>Describe any underserved and/ or disproportionately impacted population(s) that your community will especially focus on related to this Outcome Goal and how this focus has been informed by data in your landscape assessment:</b>	<b>Describe the trackable data goal(s) related to this Outcome Goal:</b>	
The sub-population of people who are Hispanic/Latino has been identified to increase placement from Street Outreach. After review of the landscape analysis, relevant Point-In-Time reports, HMIS Data and communicating with CoC members, Community based Organizations in Stanislaus County, this group mentioned above have been found to be disproportionately impacted of homelessness	Increase the use of HMIS Data in our CoC. Increase quarterly agency audits for accuracy of HMIS data through use of HUD required data elements. Work with Community Based Organizations, such as El Concilio to identify training & education for Outreach Workers. Educate Community Organizations on other social services available to Individuals. On-going Case	

Table 5. Strategies to Achieve Outcome Goals

Strategy	Performance Measure to Be Impacted (Check all that apply)
<p><b>Description</b></p> <p>Establish a Housing Committee consisting of local developers, providers, CoC members, relevant Planning and/or Building Department staff, individuals with lived experience of homelessness, and other relevant stakeholders to identify and track potential funding streams, and explore public/private partnerships to expand housing options Organize and coordinate around related funding and planning efforts, particularly across jurisdictions and interconnected systems through the Consolidated and Mental Health Services Act plans Conduct a housing needs assessment that expands on requirements set forth in the Housing Element and Regional Housing Needs Assessment (RHNA) and the Annual Progress Reports (APR) to include:</p> <ul style="list-style-type: none"> <li>• Housing availability impact on special populations such as seniors or those on fixed incomes, children aging out of foster care, people with disabilities, recently released prisoners, and farm workers Review HCD's Excess State Sites and Surplus Local Land Maps to identify potential locations to pursue affordable housing development</li> <li>o Conduct centralized outreach that includes increased focus on developer recruitment for permanent housing projects Create a coordinated fiscal infrastructure for development partnerships with community development corporations Maintain a countywide list of vacant land that could be used for development and ensure this list is accessible to all agencies and local jurisdictions Identify housing developer relationships outside of standard players and financial institutions Continue community partnerships with the Housing Authority for future development projects to leverage development expertise</li> <li>o Expand focus on development of permanent supportive housing with a high level of supportive services for residents</li> <li>o Work with city staff, including local planning departments and elected leadership, to identify potential locations and build community support for new housing sites Ensure review of HCD's excess state sites map, surplus local land map, and site check tool when identifying locations for affordable housing development</li> <li>o Expand locally dedicated resources to provide fund matching for new state and federal opportunities</li> </ul> <p>60</p> <p>Identify local homelessness-related funding supplemented by recent federal stimulus packages that can be redirected to provide additional local matching leverage</p> <ul style="list-style-type: none"> <li>o Encourage and support local government structures to create financial incentives for both private and nonprofit developers, locally</li> <li>o Explore if local zoning codes are currently taking advantage of changes in state laws to support development of accessory and junior accessory dwelling units</li> <li>o Identify opportunities to coordinate and leverage pre-development funds to incentivize nonprofit developers who are less likely to have capital reserves available for upfront costs</li> <li>o Monitor and advocate for local and state legislation for changes in zoning laws to facilitate development</li> <li>o Continue to identify other innovative solutions to permanent housing</li> </ul>	<ul style="list-style-type: none"> <li><input checked="" type="checkbox"/> 1. Reducing the number of persons experiencing homelessness.</li> <li><input type="checkbox"/> 2. Reducing the number of persons who become homeless for the first time.</li> <li><input checked="" type="checkbox"/> 3. Increasing the number of people exiting homelessness into permanent housing.</li> <li><input type="checkbox"/> 4. Reducing the length of time persons remain homeless.</li> <li><input type="checkbox"/> 5. Reducing the number of persons who return to homelessness after exiting homelessness to permanent housing.</li> <li><input checked="" type="checkbox"/> 6. Increasing successful placements from street outreach.</li> <li><input checked="" type="checkbox"/> Focused on equity goals related to underserved populations and populations disproportionately impacted by homelessness.</li> </ul>
<p><b>Timeframe</b></p>	
<p>While this is an ongoing effort, the community has identified this as a high priority and will take actionable steps within</p>	
<p><b>Entities with Lead Responsibilities</b></p>	
<p>Strategic Plan Implementation Committee Members comprised of representatives from the Stanislaus Homeless Alliance</p>	
<p><b>Measurable Targets</b></p>	
<p>Create capacity in stock of permanent housing available to people experiencing homelessness.</p>	

Strategy	Performance Measure to Be Impacted (Check all that apply)
<b>Description</b>	
<p>Increase diversity and community representation in system of care governance structure. Actions steps include a committee to assess equity of system of care governance structures Ensure that participation on the committee includes outside organizations for accountability (e.g., legal-service providers or other advocacy-based organizations) Perform annual monitoring efforts to ensure equity in representation of system of care governance boards and general membership as well as in the administration of system of care governance board activities</p> <ul style="list-style-type: none"> <li>• These efforts should include assessment of whether board membership represents the racial and ethnic breakdown of the general population as well as those experiencing homelessness</li> <li>• These monitoring efforts should also create a yearly report of recommendations and action steps for the subsequent year Ensure that bylaws encourage or mandate a certain percentage of community representation (not providers or local government officials or representatives) on system of care governance boards Provide at least annual trainings on inclusivity, diversity, and racial equity for system of care governance boards</li> </ul>	<input type="checkbox"/> 1. Reducing the number of persons experiencing homelessness. <input type="checkbox"/> 2. Reducing the number of persons who become homeless for the first time. <input type="checkbox"/> 3. Increasing the number of people exiting homelessness into permanent housing. <input type="checkbox"/> 4. Reducing the length of time persons remain homeless. <input type="checkbox"/> 5. Reducing the number of persons who return to homelessness after exiting homelessness to permanent housing. <input type="checkbox"/> 6. Increasing successful placements from street outreach.
<b>Timeframe</b>	<input checked="" type="checkbox"/> Focused on equity goals related to underserved populations and populations disproportionately impacted by homelessness.
While this is an ongoing effort, the community has identified this as a high priority and will take actionable steps within	
<b>Entities with Lead Responsibilities</b>	
Strategic Plan Implementation Committee Members comprised of representatives from the Stanislaus Homeless Alliance	
<b>Measurable Targets</b>	
Leadership bodies in the homeless response system will be comprised of those who identify as members of underrepresented communities and from communities of color and or communities with lived experience.	

Strategy	Performance Measure to Be Impacted (Check all that apply)
<b>Description</b>	
<p>CoC committee approved a prioritization of subcategories of persons experiencing homelessness. Using this strategy, to increase participation of people with lived experience of homelessness in decision-making and feedback processes across the homeless system of care.</p>	<input checked="" type="checkbox"/> 1. Reducing the number of persons experiencing homelessness. <input checked="" type="checkbox"/> 2. Reducing the number of persons who become homeless for the first time. <input checked="" type="checkbox"/> 3. Increasing the number of people exiting homelessness into permanent housing.
<b>Timeframe</b>	<input checked="" type="checkbox"/> 4. Reducing the length of time persons remain homeless. <input checked="" type="checkbox"/> 5. Reducing the number of persons who return to homelessness after exiting homelessness to permanent housing.
While this is an ongoing effort, the community has identified this as a high priority and will take actionable steps within	<input checked="" type="checkbox"/> 6. Increasing successful placements from street outreach.
<b>Entities with Lead Responsibilities</b>	<input checked="" type="checkbox"/> Focused on equity goals related to underserved populations and populations disproportionately impacted by homelessness.
Strategic Plan Implementation Committee Members comprised of representatives from the Stanislaus Homeless Alliance	
<b>Measurable Targets</b>	
Decrease in duration of episodes of homelessness as captures in HMIS.	

Strategy	Performance Measure to Be Impacted (Check all that apply)
<b>Description</b>	
Include people with lived experience on CoC and Community based organization boards and committees. This strategy ensures initiatives are relevant, realistic, and moved forward for sub-populations identified by CoC. We will take a deeper dive into the length of time persons remain homeless who are underserved population, such as, Transgender.	<input type="checkbox"/> 1. Reducing the number of persons experiencing homelessness.
<b>Timeframe</b>	<input checked="" type="checkbox"/> 2. Reducing the number of persons who become homeless for the first time.
CoC and sub-committee meetings will continue monthly & will continue indefinitely	<input checked="" type="checkbox"/> 3. Increasing the number of people exiting homelessness into permanent housing.
<b>Entities with Lead Responsibilities</b>	<input checked="" type="checkbox"/> 4. Reducing the length of time persons remain homeless.
CoC Membership, CoC Board, Community Based Organizations	<input checked="" type="checkbox"/> 5. Reducing the number of persons who return to homelessness after exiting homelessness to permanent housing.
<b>Measurable Targets</b>	<input checked="" type="checkbox"/> 6. Increasing successful placements from street outreach.
Monthly monitoring of CES data to ensure sub-populations were served in the prioritized. Meetings should include suggestions & feedback from people with lived experience.	<input checked="" type="checkbox"/> Focused on equity goals related to underserved populations and populations disproportionately impacted by homelessness.

Strategy	Performance Measure to Be Impacted (Check all that apply)
<b>Description</b>	
A goal identified is to strategically support homelessness prevention, diversion, and rapid resolution. CoC approved ten percent of HHAP funds for Systems Support for activities necessary to create regional partnerships and maintain a homeless services and housing delivery system, particularly for vulnerable populations, including families and homeless youth. The second approval of twenty-five percent towards prevention and diversion to permanent housing, including rental subsidies.	<input type="checkbox"/> 1. Reducing the number of persons experiencing homelessness.
<b>Timeframe</b>	<input checked="" type="checkbox"/> 2. Reducing the number of persons who become homeless for the first time.
CoC and other governing bodies meet monthly - continue indefinitely	<input checked="" type="checkbox"/> 3. Increasing the number of people exiting homelessness into permanent housing.
<b>Entities with Lead Responsibilities</b>	<input checked="" type="checkbox"/> 4. Reducing the length of time persons remain homeless.
CoC membership, CoC board, Community Based Organizations and other governing bodies.	<input checked="" type="checkbox"/> 5. Reducing the number of persons who return to homelessness after exiting homelessness to permanent housing.
<b>Measurable Targets</b>	<input checked="" type="checkbox"/> 6. Increasing successful placements from street outreach.
CoC approved HHAP funds towards this important goal and will be monitored by HMIS data, well as quarterly reports to the State.	<input checked="" type="checkbox"/> Focused on equity goals related to underserved populations and populations disproportionately impacted by homelessness.



Table 6. Funding Plans

Activity to be funded by HHAP 3 <i>(choose from drop down options)</i>	Eligible Use Categories Used to Fund Activity										Total Funds Requested:	Description of Activity
	1. Rapid rehousing	2. Operating subsidies	3. Street outreach	4. Services coordination	5. Systems support	6. Delivery of permanent housing	7. Prevention and diversion	8. Interim sheltering (new and existing)	9. Shelter improvements to lower barriers and increase privacy	10. Administrative (up to 7%)		
Non-Congregate Shelter/ Interim Housing	\$ -	\$ 1,639,067.00	\$ -	\$ -	\$ -	\$ -	\$ -	\$ -	\$ -	\$ -	\$ 1,639,067.00	Partial operational support of the 182 bed Access Center Emergency Shelter for Fiscal Year 2022-2023.
Non-Congregate Shelter/ Interim Housing	\$ -	\$ 268,626.00	\$ -	\$ -	\$ -	\$ -	\$ -	\$ -	\$ -	\$ -	\$ 268,626.00	Youth set-aside for operation support of Youth Navigation Center
Outreach and Engagement	\$ -	\$ -	\$ -	\$ 778,569.00	\$ -	\$ -	\$ -	\$ -	\$ -	\$ -	\$ 778,569.00	Support of the Housing Assessment Team connecting individuals to a vast variety of services.
	\$ -	\$ -	\$ -	\$ -	\$ -	\$ -	\$ -	\$ -	\$ -	\$ -	\$ -	
	\$ -	\$ -	\$ -	\$ -	\$ -	\$ -	\$ -	\$ -	\$ -	\$ -	\$ -	
	\$ -	\$ -	\$ -	\$ -	\$ -	\$ -	\$ -	\$ -	\$ -	\$ -	\$ -	
	\$ -	\$ -	\$ -	\$ -	\$ -	\$ -	\$ -	\$ -	\$ -	\$ -	\$ -	
	\$ -	\$ -	\$ -	\$ -	\$ -	\$ -	\$ -	\$ -	\$ -	\$ -	\$ -	
	\$ -	\$ -	\$ -	\$ -	\$ -	\$ -	\$ -	\$ -	\$ -	\$ -	\$ -	
<b>Totals:</b>	\$ -	\$ 1,907,693.00	\$ -	\$ 778,569.00	\$ -	\$ -	\$ -	\$ -	\$ -	\$ -	\$ 2,686,262.00	

Explanation of How the Proposed Use of Funds Will Complement Existing local, state, and federal funds and equitably close the gaps identified in the Local Landscape Analysis

Table 6. Funding Plans

Activity to be funded by HHAP 3 <i>(choose from drop down options)</i>	Eligible Use Categories Used to Fund Activity										Total Funds Requested:	Description of Activity
	1. Rapid rehousing	2. Operating subsidies	3. Street outreach	4. Services coordination	5. Systems support	6. Delivery of permanent housing	7. Prevention and diversion	8. Interim sheltering (new and existing)	9. Shelter improvements to lower barriers and increase privacy	10. Administrative (up to 7%)		
Administrative Activities	\$ -	\$ -	\$ -	\$ -	\$ -	\$ -	\$ -	\$ -	\$ -	\$ 201,470.00	\$ 201,470.00	
Permanent Supportive and Service-Enriched Housing	\$ -	\$ 287,814.00	\$ -	\$ -	\$ -	\$ -	\$ -	\$ -	\$ -	\$ -	\$ 287,814.00	Operating subsidies for youth navigation and transitional housing facility.
Systems Support Activities	\$ -	\$ -	\$ -	\$ -	\$ 238,885.00	\$ -	\$ -	\$ -	\$ -	\$ -	\$ 238,885.00	Develop effective and collaborative working relationships & partnerships increase coordination of services, access & information to build capacity across the homeless system of care.
Diversion and Homelessness Prevention	\$ -	\$ -	\$ -	\$ -	\$ -	\$ -	\$ 238,885.00	\$ -	\$ -	\$ -	\$ 238,885.00	HHAP funding will directly impact the areas of rental assistance and flexible housing subsidies. This will allow us to successfully place individuals into permanent housing.
Permanent Supportive and Service-Enriched Housing	\$ -	\$ -	\$ -	\$ -	\$ -	\$ 955,542.00	\$ -	\$ -	\$ -	\$ -	\$ 955,542.00	Increase availability of permanent housing for people experiencing homelessness via innovative housing solutions. Currently several housing projects are pending.
Outreach and Engagement	\$ -	\$ -	\$ -	\$ 955,542.00	\$ -	\$ -	\$ -	\$ -	\$ -	\$ -	\$ 955,542.00	Continuous case management in order to initiate & maintain services for clients, such as access to workforce, education, training programs and other services to promote housing stability.
	\$ -	\$ -	\$ -	\$ -	\$ -	\$ -	\$ -	\$ -	\$ -	\$ -	\$ -	
	\$ -	\$ -	\$ -	\$ -	\$ -	\$ -	\$ -	\$ -	\$ -	\$ -	\$ -	
	\$ -	\$ -	\$ -	\$ -	\$ -	\$ -	\$ -	\$ -	\$ -	\$ -	\$ -	
	\$ -	\$ -	\$ -	\$ -	\$ -	\$ -	\$ -	\$ -	\$ -	\$ -	\$ -	
<b>Totals:</b>	\$ -	\$ 287,814.00	\$ -	\$ 955,542.00	\$ 238,885.00	\$ 955,542.00	\$ 238,885.00	\$ -	\$ -	\$ 201,470.00	\$ 2,878,138.00	

**Explanation of How the Proposed Use of Funds Will Complement Existing local, state, and federal funds and equitably close the gaps identified in the Local Landscape Analysis**

Table 7. Demonstrated Need

Complete ONLY if you are selected Non-Congregate Shelter / Interim Housing as an activity on the Funding Plans tab.

Demonstrated Need	
# of available shelter beds	[Enter #]
# of people experiencing unsheltered homelessness in the homeless point-in-time count	[Enter #]
Shelter vacancy rate (%) in the summer months	[Enter %]
Shelter vacancy rate (%) in the winter months	[Enter %]
% of exits from emergency shelters to permanent housing solutions	[Enter %]
Describe plan to connect residents to permanent housing.	



**APPLICANT INFORMATION**

CoC / Large City / County Name:	Stanislaus County	Applying Jointly? Y/N	Y
Administrative Entity Name:	Stanislaus County Community Services Agency	Total Allocation	\$2,626,262.00

**HHAP FUNDING EXPENDITURE PLAN**

ELIGIBLE USE CATEGORY	FY21/22	FY22/23	FY23/24	FY24/25	FY25/26	TOTAL	Initial	Remainder
Rapid rehousing	\$ -	\$ -	\$ -	\$ -	\$ -	\$ -	\$ -	\$ -
<i>Rapid rehousing: youth set-aside</i>	\$ -	\$ -	\$ -	\$ -	\$ -	\$ -	\$ -	\$ -
Operating subsidies	\$ -	\$1,639,067.00	\$ 268,626.00	\$ -	\$ -	\$ 1,907,693.00	\$ -	\$ -
<i>Operating subsidies: youth set-aside</i>	\$ -	\$ -	\$ 268,626.00	\$ -	\$ -	\$ 268,626.00	\$ -	\$ -
Street outreach	\$ -	\$ -	\$ -	\$ -	\$ -	\$ -	\$ -	\$ -
<i>Street outreach: youth set-aside</i>	\$ -	\$ -	\$ -	\$ -	\$ -	\$ -	\$ -	\$ -
Services coordination	\$ -	\$ 506,809.00	\$ 271,760.00	\$ -	\$ -	\$ 778,569.00	\$ -	\$ -
<i>Services coordination: youth set-aside</i>	\$ -	\$ -	\$ -	\$ -	\$ -	\$ -	\$ -	\$ -
Systems support	\$ -	\$ -	\$ -	\$ -	\$ -	\$ -	\$ -	\$ -
<i>Systems support: youth set-aside</i>	\$ -	\$ -	\$ -	\$ -	\$ -	\$ -	\$ -	\$ -
Delivery of permanent housing	\$ -	\$ -	\$ -	\$ -	\$ -	\$ -	\$ -	\$ -
<i>Delivery of permanent housing: youth set-aside</i>	\$ -	\$ -	\$ -	\$ -	\$ -	\$ -	\$ -	\$ -
Prevention and shelter diversion	\$ -	\$ -	\$ -	\$ -	\$ -	\$ -	\$ -	\$ -
<i>Prevention and shelter diversion: youth set-aside</i>	\$ -	\$ -	\$ -	\$ -	\$ -	\$ -	\$ -	\$ -
Interim sheltering	\$ -	\$ -	\$ -	\$ -	\$ -	\$ -	\$ -	\$ -
<i>Interim sheltering: youth set-aside</i>	\$ -	\$ -	\$ -	\$ -	\$ -	\$ -	\$ -	\$ -
Shelter improvements to lower barriers and increase privacy	\$ -	\$ -	\$ -	\$ -	\$ -	\$ -	\$ -	\$ -
<i>Shelter improvements: youth set-aside</i>	\$ -	\$ -	\$ -	\$ -	\$ -	\$ -	\$ -	\$ -
Administrative (up to 7%)	\$ -	\$ -	\$ -	\$ -	\$ -	\$ -	\$ -	\$ -

**TOTAL FUNDING ALLOCATION**

\$ 2,686,262.00	\$ -	\$ -
-----------------	------	------

	FY21/22	FY22/23	FY23/24	FY24/25	FY25/26	TOTAL	Initial	Remainder
Youth Set-Aside (at least 10%)	\$ -	\$ -	\$ 268,626.00	\$ -	\$ -	\$ 268,626.00	\$ -	\$ -

**COMMENTS:**



**APPLICANT INFORMATION**

CoC / Large City / County Name:	Turlock, Modesto/Stanislaus COC	Applying Jointly? Y/N	Y
Administrative Entity Name:	Stanislaus County Community Services Agency	Total Allocation	\$2,878,138.00

**HHAP FUNDING EXPENDITURE PLAN**

ELIGIBLE USE CATEGORY	FY21/22	FY22/23	FY23/24	FY24/25	FY25/26	TOTAL	Initial	Remainder
Rapid rehousing	\$ -	\$ -	\$ -	\$ -	\$ -	\$ -	\$ -	\$ -
<i>Rapid rehousing: youth set-aside</i>	\$ -	\$ -	\$ -	\$ -	\$ -	\$ -	\$ -	\$ -
Operating subsidies	\$ -		\$ 287,814.00	\$ -	\$ -	\$ 287,814.00	\$ -	\$ -
<i>Operating subsidies: youth set-aside</i>	\$ -	\$ -	\$ 287,814.00	\$ -	\$ -	\$ 287,814.00	\$ -	\$ -
Street outreach	\$ -	\$ -	\$ -	\$ -	\$ -	\$ -	\$ -	\$ -
<i>Street outreach: youth set-aside</i>	\$ -	\$ -	\$ -	\$ -	\$ -	\$ -	\$ -	\$ -
Services coordination	\$ -	\$ 477,771.00	\$ 477,771.00	\$ -	\$ -	\$ 955,542.00	\$ -	\$ -
<i>Services coordination: youth set-aside</i>	\$ -	\$ -	\$ -	\$ -	\$ -	\$ -	\$ -	\$ -
Systems support	\$ -	\$ 119,442.00	\$ 119,443.00	\$ -	\$ -	\$ 238,885.00	\$ -	\$ -
<i>Systems support: youth set-aside</i>	\$ -	\$ -	\$ -	\$ -	\$ -	\$ -	\$ -	\$ -
Delivery of permanent housing	\$ -	\$ 477,771.00	\$ 477,771.00	\$ -	\$ -	\$ 955,542.00	\$ -	\$ -
<i>Delivery of permanent housing: youth set-aside</i>	\$ -	\$ -	\$ -	\$ -	\$ -	\$ -	\$ -	\$ -
Prevention and shelter diversion	\$ -	\$ 119,442.00	\$ 119,443.00	\$ -	\$ -	\$ 238,885.00	\$ -	\$ -
<i>Prevention and shelter diversion: youth set-aside</i>	\$ -	\$ -	\$ -	\$ -	\$ -	\$ -	\$ -	\$ -
Interim sheltering	\$ -	\$ -	\$ -	\$ -	\$ -	\$ -	\$ -	\$ -
<i>Interim sheltering: youth set-aside</i>	\$ -	\$ -	\$ -	\$ -	\$ -	\$ -	\$ -	\$ -
Shelter improvements to lower barriers and increase privacy	\$ -	\$ -	\$ -	\$ -	\$ -	\$ -	\$ -	\$ -
<i>Shelter improvements: youth set-aside</i>	\$ -	\$ -	\$ -	\$ -	\$ -	\$ -	\$ -	\$ -
Administrative (up to 7%)	\$ -	\$ -	\$ 201,470.00	\$ -	\$ -	\$ 201,470.00	\$ -	\$ -
<b>TOTAL FUNDING ALLOCATION</b>						\$ 2,878,138.00	\$ -	\$ -
	FY21/22	FY22/23	FY23/24	FY24/25	FY25/26	TOTAL		
Youth Set-Aside (at least 10%)	\$ -	\$ -	\$ 287,814.00	\$ -	\$ -	\$ 287,814.00	\$ -	\$ -

COMMENTS:



# Stanislaus

---

2021 REGIONAL STRATEGIC PLAN  
TO ADDRESS HOMELESSNESS



# Table of Contents

<b>Letter of Endorsement from the Stanislaus Homeless Alliance/Community System of Care Strategic Plan Workgroup</b>	<b>4</b>
<b>Executive Summary</b>	<b>5</b>
<b>Vision</b>	<b>7</b>
<b>Strategic Plan and Implementation</b>	<b>8</b>
The Planning Process	8
<i>Environmental Scan</i>	8
<i>Community Feedback Collection</i>	9
<i>Goals of Environmental Scan and Community Feedback Process</i>	9
Partners	10
Plan Implementation Recommendations	10
<b>Homelessness in Stanislaus County</b>	<b>12</b>
Overview of Existing Community Data on Homelessness	12
Numbers of People Experiencing Homelessness Across the County	14
<i>PIT Data</i>	14
<i>System Level Data</i>	16
Number of People Experiencing Homelessness in Each Incorporated City & Unincorporated Areas	16
<i>PIT Data</i>	16
<i>System Level Data</i>	18
<b>Stanislaus County's Homeless System of Care and Response</b>	<b>19</b>
Overview	19
Governing Bodies	20
<i>CSoC and Focus on Prevention Efforts</i>	20
<i>SHA</i>	20
Emergency Response Structures	21
<i>Coordinated Entry</i>	21
Available Homeless Assistance Funding	22
Available Programs and Services for People Experiencing Homelessness in Stanislaus County	23
Who is Experiencing Homelessness in Stanislaus County?	23
<i>Household Composition</i>	24
<i>Gender</i>	24
Racial and Ethnic Equity: Current Disparities in the Homeless System of Care	25
Subpopulations Experiencing Homelessness	27
<i>Survivors of Domestic Violence</i>	27
	2

Housing in Stanislaus County _____	28
<i>Rental Market and Available Housing</i> _____	29
<i>Rent and Economic Insecurity</i> _____	31
<i>Current Availability of Housing Designated for People Experiencing Homelessness in Stanislaus County</i> _____	34
<i>Housing Construction and the Housing Pipeline</i> _____	36
<i>Placement into Housing and Housing Retention</i> _____	38
Community Feedback, Priorities, and Needs _____	40
<i>Survey Demographic Highlights</i> _____	41
<i>General Findings from the Community Feedback and Environmental Scan Processes</i> _____	42
<i>Gaps and Recommendations Identified by Geographic Area</i> _____	47
<i>Quick View of Feedback by Geographic Area</i> _____	53
<i>Feedback from People with Lived Experience of Homelessness</i> _____	56
<i>Gaps and Recommendations Identified by Historically Underserved Subpopulations</i> _____	56
<b>Systemwide Recommended Goals</b> _____	<b>59</b>
<i>Goal 1: Increase availability of permanent housing for people experiencing homelessness</i> _____	59
<i>Goal 2: Increase access to and availability of mental health, substance abuse treatment, and other supportive services to increase housing stability and well-being in the community</i> _____	62
<i>Goal 3: Achieve equity in governance, outreach, provision of services, program participation, and outcomes while improving outreach, care and culturally attuned services to vulnerable and historically underserved subpopulations</i> _____	64
<i>Goal 4: Increase coordination of services, access, and information to build capacity across the homeless system of care</i> _____	66
<i>Goal 5: Increase pathways to essential community services that support self-sufficiency</i> _____	68
<i>Goal 6: Increase participation of people with lived experience of homelessness in decision-making and feedback processes across the homeless system of care</i> _____	69
<i>Goal 7: Strategically support homelessness prevention, diversion, and rapid resolution</i> _____	69
<b>Conclusion</b> _____	<b>71</b>
<b>Appendices</b> _____	<b>72</b>
<b>Appendix A: Glossary of Acronyms and Key Words</b> _____	<b>72</b>
<b>Appendix B: Environmental Scan and Feedback Collected</b> _____	<b>76</b>
<b>Appendix C: Racial Equity Toolkit for Implementation of Community Goals</b> _____	<b>79</b>
<b>Appendix D: Snapshot of Homeless Assistance Funding Available in Stanislaus County</b> _____	<b>84</b>
<b>Appendix E: Snapshot of Programs and Services in Stanislaus County</b> _____	<b>89</b>
<b>Appendix F: System Performance Map</b> _____	<b>96</b>



# LETTER OF ENDORSEMENT FROM THE STANISLAUS HOMELESS ALLIANCE AND STANISLAUS COMMUNITY SYSTEM OF CARE STRATEGIC PLAN WORKGROUP

---

Stanislaus County has worked tirelessly to address the challenge of homelessness. This community stood together through our initial Focus on Prevention efforts by creating the Modesto Outdoor Shelter, which eventually added over 200 shelter beds to bring homeless people inside.

Then COVID-19 hit.

Even though we were not prepared to deal with a national pandemic, this event didn't end the progress we have made over the years. While we faced tremendous hardships that could have stopped us in our tracks, we persisted together, finding new paths forward to forge connections, to communicate openly and to stand united with the final goal of having no one lacking shelter in our community. Unfortunately, despite our efforts to strengthen the housing continuum, this crisis continues to grow. With COVID-19, some of the gaps in serving people experiencing homelessness came to light and made the work we do more urgent. In finding ways to shelter vulnerable people from the pandemic, we discovered that there are many hidden barriers to consider. On a positive note, we learned we could ramp up quickly to provide a coordinated community response. We decided this period of transition was a good time to take stock and make sure the course ahead is informed and strategic.

We were pleased but not surprised when we received over 1,000 responses to the community survey distributed among several groups to gather community insight to create this strategic plan. We heard from advocates, elected officials, administrators, people with lived experience, the faith community and more. We learned that mental health and housing costs burdens were universally identified as an area of focus. We listened when the community said a cookie cutter approach is a non-starter and that every area of the county has unique needs that must be honored.

We hope this plan will help us take what we've learned from all feedback received to transform what we do as a community and to support many more people experiencing or who are at-risk of becoming homelessness. This is a living document and we need your help to make it impactful. There is no one single group or organization that can resolve the root causes of homelessness or eliminate it all together. Only the collective will of the people can help us reach our goal; to make homelessness rare, brief, and non-recurring.

Sincerely,

The Stanislaus Homeless Alliance/Community System of Care Strategic Plan Workgroup

# EXECUTIVE SUMMARY

Effectively addressing homelessness in Stanislaus County is a priority issue for local governments and residents. The community has a wealth of resources and providers, community groups, and governance structures to serve people experiencing homelessness as well as motivated and concerned citizens who want to take part in crafting workable solutions to improving conditions across the county. During 2020, the COVID-19 pandemic increased concerns for Stanislaus's unhoused populations who are especially vulnerable to contracting COVID-19 and suffering more severe effects of the disease. The pandemic also brought an enormous influx of federal and state funding for homeless services, shelters, and housing which requires community collaboration to allocate and spend these funds.

To respond to these realities, in the fall of 2020, the Stanislaus Homeless Alliance and Stanislaus Community System of Care created a strategic plan workgroup who began meeting to discuss the creation of a communitywide plan to address homelessness. The result of this workgroup's efforts is the Stanislaus Regional Homeless Strategic Plan ("strategic plan" or "plan").

The plan captures information on the current state of homelessness, current community concerns, gaps in homeless resources and housing, barriers to effectively addressing homelessness, and priorities for homeless assistance funding. This information was collected through an extensive feedback and information collection process where existing data, reports, and community feedback, received from a diverse group of stakeholders regarding gaps in homeless services and housing in the community, was obtained and reviewed.

Broadly speaking, the community feedback collected demonstrated that the most significant issues identified by community members to addressing homelessness are a lack of mental health supports, substance abuse, and the lack of permanent and affordable housing in the county. Further, community data as well as previous community research and reports, support a lack of permanent housing availability and demonstrate that the cost of rent in the county has steadily risen over the last few years, outpacing wage growth and benefits to support the higher cost of living. Perhaps unsurprisingly, the number of people experiencing homelessness has also risen steadily over the last several years, in tandem. Further, the data analyzed for this plan showed racial disparities in populations experiencing homelessness in the community, with rates of homelessness among Black or African American residents being four times higher than the percentage of Black or African American residents in the general population of the county.

In light of this data and feedback, the community has identified seven goals targeted to address homelessness and respond to gaps in homelessness services and housing in Stanislaus, which are as follows and described in detail in this strategic plan.

# Seven Goals to Address Homelessness:



**Goal 1:** Increase availability of permanent housing for people experiencing homelessness



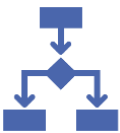
**Goal 2:** Increase access to and availability of mental health, substance abuse treatment, and other supportive services to increase housing stability and well-being in the community



**Goal 3:** Achieve equity in governance, outreach, provision of services, program participation, and outcomes while improving outreach, care, and culturally attuned services to vulnerable and historically underserved subpopulations



**Goal 4:** Increase coordination of services, access, and information to build capacity across the homeless system of care



**Goal 5:** Increase pathways to essential community services that support self-sufficiency



**Goal 6:** Increase participation of people with lived experience of homelessness in decision-making and feedback processes across the homeless system of care



**Goal 7:** Strategically support homelessness prevention, diversion, and rapid resolution

These goals are not listed in order of importance. Working towards each of these goals represents a strong community response to homelessness. Further, this strategic plan is not intended to create mandates for any group, municipality, or other governing body. Instead, it is meant to reflect shared community priorities and best practices so the community can move forward with a shared understanding of the causes, gaps, barriers, and workable solutions to effectively addressing homelessness across the county.

For definitions of key terms and acronyms used throughout this document please see the glossary in **Appendix A.**

# VISION

In order to guide the planning process, the strategic plan workgroup, who took leadership over the creation of this plan, drafted the following guiding vision:

The homeless strategic plan will identify shared goals to foster a community where homelessness is rare, brief, and non-recurring and where households experiencing homelessness or who are at risk of becoming homelessness have access to supports and services to help them secure a permanent, safe, and affordable place to call home.

# STRATEGIC PLAN AND IMPLEMENTATION

## The Planning Process

In order to collect robust data and feedback from the community for this strategic plan, the strategic plan workgroup and the Community System of Care (CSoC) retained Homebase, a California nonprofit with more than 30 years of experience assisting communities in implementing best practices to address homelessness, to assist with feedback collection, data analysis, and plan drafting. To collect meaningful data and feedback, Homebase implemented a multipart community engagement and information collection process. This included an environmental scan and community feedback collection as detailed below:

### Environmental Scan

Reports and Community Information Reviewed:

- *Modesto Blue Ribbon Commission on Homelessness*
- *Community Inquiry: Homeless Shelter in Turlock*
- *Stanislaus Urban County, City of Turlock, Modesto Consolidated Plans, Annual Action Plans, CAPERs, and other relevant updates*
- *Community Health Needs Assessments*
- *Stanislaus County Behavioral Health and Recovery Services reports, updates, and other Mental Health Service Act Planning*
- *Local Information on Criminalization of Homelessness and Cost Benefit Analysis*
- *City of Turlock, Modesto, Stanislaus County Housing Element*
- *Building a Better Turlock*
- *Stanislaus County Disadvantaged Unincorporated Communities Report*
- *Regional Analysis of Impediments to Fair Housing Choice*
- *Relevant City Council and Board of Supervisor homeless updates and presentations*
- *Stanislaus County Comprehensive Economic Development Strategy*
- *Focus on Prevention summaries, reports, and other updates*

Data Collected and Analyzed:

- *Point-In-Time (PIT) count data*
- *Housing Inventory Count (HIC) data*
- *Homeless management information system data*
  - *Including Longitudinal Systems Analysis (LSA) and System Performance Measures (SPM) data*
- *Coordinated entry system data*
- *State of California's Homeless Data Information System*
- *Census American Community Survey data*
- *US Bureau of Labor Statics Consumer Price Index data*
- *Regional Housing Needs Allocation (RHNA) and HCD Annual Progress Report data*
- *Local data regarding housing in the pipeline*

## Community Feedback Collection

Homebase and the strategic plan workgroup members also collected community feedback from stakeholders, homeless service providers, local governments and concerned citizens. The feedback collected included:



Over 1020 Survey Responses



- **1,021 responses from community members** who completed the strategic plan community survey (available in English, Spanish, hard copy and online);
- **9 local government feedback sessions** (City Councils, Municipal Advisory Board (MAC), County CEO's Office and other County officials);
- **4 community focus groups** with homeless service providers, people with lived experience, and community-based organizations (over 110 providers were invited to participate); and



Over 11 Individual and Group Interviews



- **11 individual and group interviews** with key stakeholders and community members including the hospital shelter group, Housing Authority, Area Agency on Aging, California Rural Legal Assistance, community organizers, Law enforcement/HEART team representatives, CARE TEAM, case managers and direct service providers, veterans service provider, Salvation Army, behavioral health and recovery services and the McKinney-Vento School Liaison.

See **Appendix B** for an overview of contacts for the community feedback process including a link to the complete results of the community survey.

## Goals of Environmental Scan and Community Feedback Process

Through the feedback and information collections strategies detailed above, plan drafters sought to identify key information through collecting responses to the questions below from a diverse array of community members and data sources. The answers to these questions helped to shape the information contained in this plan as well as the goals, strategies, and action steps identified:

- What is the current state and causes of homelessness in Stanislaus County?
- How is the current homeless system of care working?
  - *What services, housing, and emergency response systems are currently available?*
  - *What are strengths of the system of care?*
- What gaps exist in the homeless system of care?
  - *If funding is available to address homelessness, what should it be used for?*
  - *Are there racial or ethnic disparities in the homeless system of care?*
  - *How can the homeless system of care be more equitable and inclusive?*
- What goals, strategies, and action steps represent workable solutions to addressing homelessness in the community?

Once feedback and relevant data was collected and reviewed, a virtual Community Summit event was held on May 22, 2021 via Zoom. At this meeting, which was advertised throughout the community and included Spanish-language interpretation, results from the environmental scan and community feedback processes were presented to the community along with draft goals identified from these data and feedback collection efforts. Attendees were able to give feedback on the draft goals at the meeting as well as in a follow-up survey, available in both English and Spanish. The final goals and strategies detailed in this plan also reflect some of the additional key feedback gathered from the Community Summit and follow-up survey.

## Partners

The Stanislaus Homeless Alliance (SHA) and Stanislaus Community System of Care (CSoC) partnered with Homebase to collect feedback and draft the final strategic plan. In addition, more than a thousand community members, homeless service providers, community-based organizations, City Council members, local government representatives, and people with lived experience partnered with plan drafters to ensure that this plan represents community needs and plans for change. The strategic plan work group offers heartfelt thanks to everyone who participated in giving feedback and sharing expertise to create this collaborative document. For more information on partnerships, see **Appendix B**.

## Plan Implementation Recommendations

Strategic plans identify needs, gaps, and barriers to addressing homelessness, but the benefit to the community comes primarily through implementation of the strategies and actions steps to identified goals. Identified goals and strategies can be used to design an implementation response, while understanding that changes in circumstances and resources may dictate changes to action steps. The SHA and CSoC will need to work together with the County, all cities, and unincorporated areas, stakeholders, community members and those with lived experience of homelessness to ensure a successful implementation of this plan and that achievement of the goals are met.

### Recommended Initial Action Steps for Homeless System of Care Governance Structures

- Identify workgroups on both CSoC and SHA to take ownership over certain goal areas to push forward implementation of a particular strategic plan goal
  - Ensure each workgroup identifies a plan and timeline for implementation of each goal
  - Designate specific parties on each workgroup to take leadership and ownership over specific strategies and action steps
  - Ensure that workgroups are diverse and include feedback from people with lived experience as partners
- Ensure that one or more persons on the CSoC and SHA workgroups can take leadership and ownership to implement equity recommendations and best practices detailed in this plan
  - Utilize the racial equity toolkit in **Appendix C** to implement all goals and strategies
  - Create a schedule and implementation plan for these recommendations and best practices and reserve time for regular feedback opportunities and report outs at SHA and CSoC meeting
- Ensure that one or more persons on the CSoC and SHA workgroups can act as a liaison to local communities (cities and unincorporated areas) and can represent or pass along jurisdiction-specific concerns
  - Create a schedule for outreach and engagement to these communities and regular feedback opportunities and report outs from local jurisdictions at SHA and CSoC meetings
- Ensure that one or more persons on the CSoC and SHA workgroups can act as a liaison to the larger community, leadership organizations, and other partners to provide the transparency and accountability necessary to ensure that the implementation work is moving forward
- Establish a structure for implementation that includes quarterly or semiannual reporting on action steps and progress toward goals

### Recommendations for Use of the Document

This document can also be used by homeless system of care actors and stakeholders (e.g. CSoC, SHA, and homeless service providers) in a number of ways:

**CSoC and SHA**

- Guide discussion of allocation of homeless assistance funds
- Align community planning processes over multiple funding sources and committees
- Present an annual review and update of community goals, actions, and strategies to mark progress and identify specific outcomes

**Community Stakeholders**

- Monitor progress in reducing barriers to serving people experiencing homelessness
- Use as guidance for community discussion with leadership on resources and funding gaps
- Demonstrate how proposals and projects further the goals identified in the plan

**Local Jurisdictions**

- Use as guidance to assist in drafting local strategic plans or to supplement local planning processes
- Assess the priorities of their specific communities and identify how their funding proposals will support the goals and strategies identified in the plan



# HOMELESSNESS IN STANISLAUS COUNTY

## Overview of Existing Community Data on Homelessness

The Department of Housing and Urban Development (HUD) requires communities to collect and report data on homelessness through several means. Each of those reporting systems provides different insights into people experiencing homelessness in Stanislaus as well as insights into the nature of homelessness in the community. For example, data shows who is experiencing homelessness, how long they have remained homeless, history of where they had stayed and/or where they are staying, and what factors precipitated homelessness.

For this report, three principal data sources were used to analyze the county's population of people experiencing homelessness:

1. The annual **Point-in-Time Count (PIT)**, which provides a snapshot estimate of the population and general characteristics of people experiencing homelessness during a single 24-hour period in January.
2. **Homeless Management Information System (HMIS) data**, which is entered by homeless service providers operating emergency shelter, transitional housing, rapid rehousing, and permanent supportive housing programs and provides individual level data of people who received shelter or housing services. HMIS data includes the universe of people served by participating programs and can be analyzed over a period of time, allowing for a better understanding of total clients served, rather than providing a snapshot. For this plan, the HMIS data analyzed and discussed was reviewed over a three-year period (from October 1, 2017 to October 1, 2020) and also includes an analysis of HUD-mandated System Performance Measures (SPM) and Longitudinal Systems Analysis (LSA) data, which are sources of information for tracking system performance that come from HMIS data.
  - a. **Longitudinal Systems Analysis (LSA) data** is household-level data from HMIS and can be displayed through HUD's data visualization program Stella. It provides an analysis that illustrates how individual households and families move through the homeless system of care, year after year. This data allows the reviewer to view HMIS data at a household level, as opposed to an individual or system level.
  - b. **System Performance Measures (SPM)** are systems-level data points from HMIS that can be viewed in standardized reports that are submitted to HUD. SPMs shows how the homeless system of care is performing overall and can reveal larger trends for the entire system, as opposed to the individual or household level.
3. **Homeless Data Integration System (HDIS) data**, which includes data submitted from California Continuums of Care (CoCs) to the state, can track trends and service use across and between communities. HDIS captures a year-long count of people experiencing homelessness who have accessed services, including shelter, housing, and other triages and assessments. It can show movement and interactions between local homeless response systems and communities.

# Snapshot of Existing Community Data on Homelessness

## Point In Time Data shows

**2,107**



People counted as experiencing homelessness on January 23, 2020

## Statewide HDIS Data Shows

**96%**



Percentage of people who accessed services in only one CoC between 2018-2020<sup>1</sup>

**48%**

Sheltered  
(n=1020)



**4%**

Percent of people accessed services in 2 CoCs and less

**52%**

Unsheltered  
(n=1087)



**1%**

Percent of people accessed services in 3+ CoCs

## Individual Level Data shows

**5,052<sup>2</sup>**



Unique individuals served by the homeless system of care in shelter and housing projects in FY 2020

**52%**



Percentage of households being served by the homeless system of care for the first time in FY 2020

**3,325**

Households served in shelter and housing projects in FY 2020

<sup>1</sup> Business Consumer Services, and Housing Agency (BCSH) HDIS. 2018-2020.

<sup>2</sup> Individual level data total pulled from FY 2020 LSA Report.

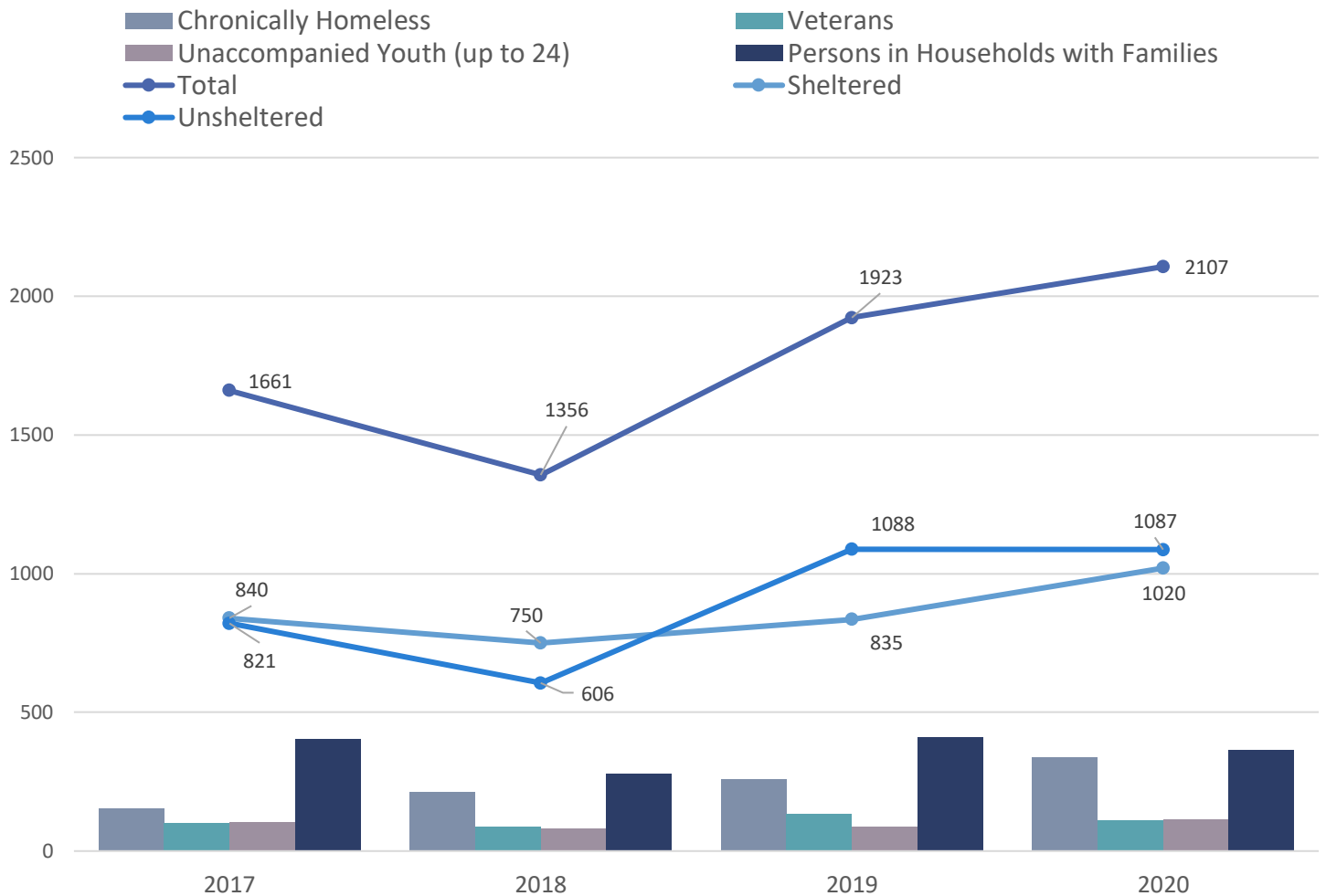
# Numbers of People Experiencing Homelessness Across the County

## PIT Data

Each year, Stanislaus County conducts both a sheltered and unsheltered Point in Time (PIT) Count of people experiencing homelessness on a single night at the end of January. Although a full count of people in unsheltered situations, such as in living in tents, vehicles or under bridges, is required only every other year, and while a count of people in shelters and some other temporary housing placements is required each year, Stanislaus County conducts a full PIT Count of both populations annually. Since there is a consistent and standardized way the PIT count is conducted, it provides some of the best data available for a year-by-year comparison.

In the chart below, a year-by-year comparison shows changes to the sheltered, unsheltered, chronically homeless, unaccompanied youths, veterans, and family populations of people experiencing homelessness. At the time of this writing, results for the 2021 PIT count were not available, and charts reflect numbers collected prior to the COVID-19 pandemic.

Point-In-Time (PIT) Homelessness in Stanislaus County



With the exception of 2018, the number of people experiencing homelessness on the PIT count has been steadily increasing over the past several years. Since 2017, the number of people identified as homeless in the Stanislaus County PIT count has increased by 27%. Changes in PIT count results are common as communities change and alter methodologies to increase accuracy. In 2019 Stanislaus County implemented a new approach that utilized the County’s Office of Emergency Services (OES) Incident Command System (ICS), which is typically used to provide field-level response to account for individuals in the community during

a time of crisis. The 2019 implementation of the ICS to coordinate the logistically challenging PIT count led to a significant increase in the number of individuals counted and provided a more accurate snapshot of the numbers of people experiencing unsheltered homelessness.

Thus, Stanislaus has seen a 27% increase in homelessness since 2017, and such increases are not unusual in California. Of note, Stanislaus data shows a comparatively lower rate of people who are counted as chronically homeless<sup>3</sup> than do other similar communities in the state.

	2015 Total	2019 Total	Increase	Unsheltered in 2019	2019 Unsheltered Percentage	Chronically Homeless in 2019	2019 Chronically Homeless Percentage
<b>Sacramento Steps Forward<sup>4</sup></b>	2,659	5,570	+109%	3,900	70%	1,641	29%
<b>San Joaquin CoC<sup>5</sup></b>	1,708	2,629	+54%	1,558	59%	752	29%
<b>Stanislaus Community System of Care<sup>6</sup></b>	1,408	1,923	+37%	1,088	57%	285	15%
<b>Fresno Madera CoC<sup>7</sup></b>	1,722	2,508	+46%	2,069	82%	698	28%
<b>Kern County Homeless Collaborative<sup>8</sup></b>	954	1,330	+39%	805	61%	73	5%
<b>Tulare County (part of Kings/Tulare CoC)</b>	636	814	+28%	576	71%	244	30%

<sup>3</sup> An individual or head of household with a disability who lives in a place not meant for human habitation, safe haven, or emergency shelter; and has been homeless and living in one of these places continuously for at least 12 months or on at least 4 separate occasions in the last 3 years, as long as the combined occasions equal at least 12 months and each break in homelessness separating the occasions included at least 7 consecutive nights of not living in one of the aforementioned places.

<sup>4</sup> [2015 CoC Homeless Populations and Subpopulations Reports, CA-503: Sacramento City and County CoC](#), HUD Exchange; [Homelessness in Sacramento County: Results from the 2019 Point-in-Time Count](#), California State University for Sacramento Steps Forward, June 2019.

<sup>5</sup> [2015 CoC Homeless Populations and Subpopulations Reports, CA-511: Stockton/San Joaquin County CoC](#), HUD Exchange; [San Joaquin Continuum of Care Report on the Point in time Count of the Sheltered and Unsheltered Homeless](#), April 2019.

<sup>6</sup> [2015 CoC Homeless Populations and Subpopulations Reports, CA-510: Turlock, Modesto/Stanislaus County CoC](#), HUD Exchange; [2019 Stanislaus County Point-In-Time Count Survey Results](#), Modestogov.com.

<sup>7</sup> [2015 CoC Homeless Populations and Subpopulations Reports, CA-514: Fresno City and County/Madera County CoC](#), HUD Exchange; 2019 HDX Competition Report, PIT Count Data for CA-514 - Fresno City & County/Madera County CoC.

<sup>8</sup> [2015 CoC Homeless Populations and Subpopulations Reports, CA-604: Bakersfield/Kern County CoC](#), HUD Exchange; [2019 Homeless Point-in-Time County Reflects 50% Increase](#), Kern County Homeless Collaborative, 2019

## System Level Data

Examining a system of care's HMIS data can provide a picture of the universe of people who experience homelessness over time, often painting a fuller picture of the number of people the homeless system of care is serving. The Department of Housing and Urban Development (HUD) mandated System Performance Measures (SPMs) provide insights into several specific measures of system performance for the entire universe of clients. According to the FY 2020 SPMs, the system served a total of 4,358 unique individuals entering transitional housing, emergency shelter, safe haven, and permanent housing during the reporting period. This is a decrease of 1,035 individuals served from the prior reporting year. Out of the 4,358 individuals served, 2,640 of them did not previously have records in shelter and/or housing projects, meaning it was likely their first time entering the homeless system of care. This indicates that roughly 61% of clients being served by homeless service providers in HMIS in FY 2020 were first-time clients. For FY 2019, the number of clients being served in shelter and/or housing projects for the first time was similarly high at roughly 66%.

## Number of People Experiencing Homelessness in Each Incorporated City & Unincorporated Areas

Since people who experience homelessness do not have a fixed address, it can be difficult to get data on where people experiencing homelessness are and where they are served. Although state data has shown that people rarely travel between CoCs for services<sup>10</sup>, the lack of a fixed location makes tracking the geography of unhoused people within a CoC challenging. HMIS data can provide some information, but many communities use PIT data to determine where people are located within the CoC area.

### PIT Data

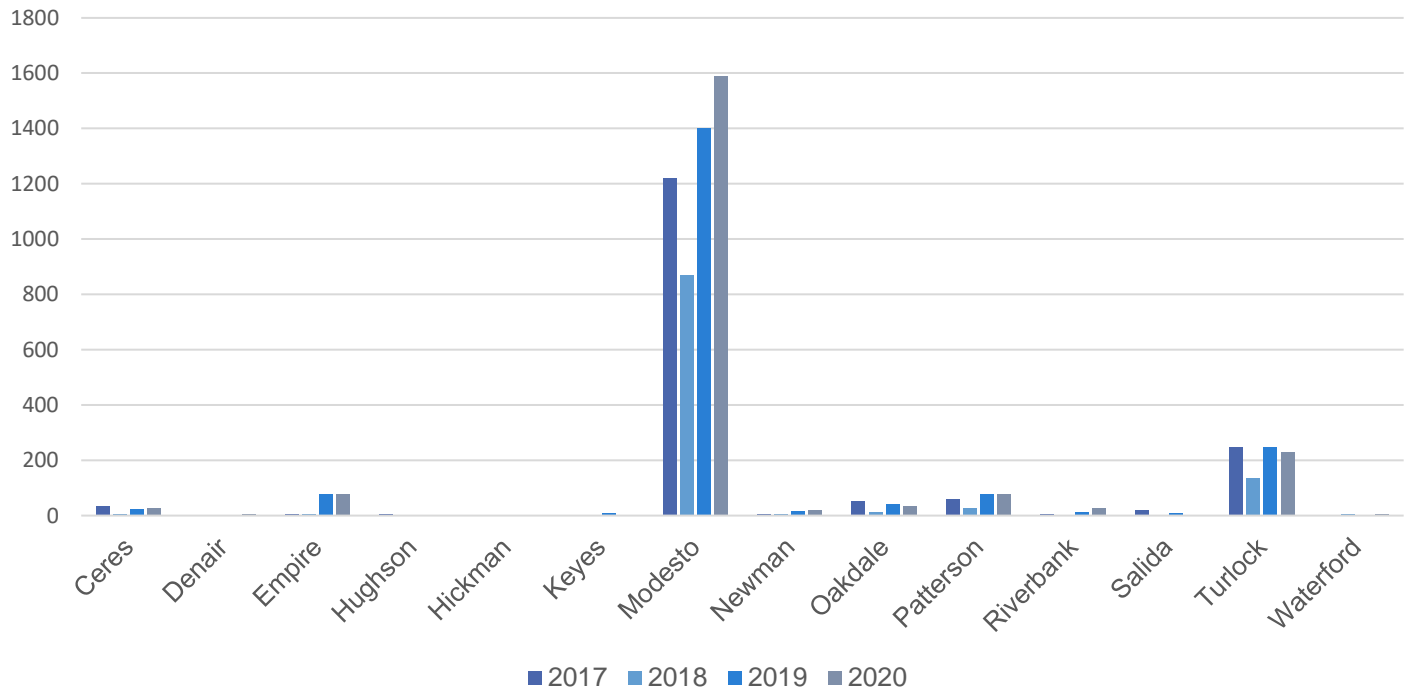
Since Stanislaus captures a person's current zip code when conducting the PIT count, this information is typically the best means to determine the geographic distribution of people experiencing homelessness across the county, even though it only represents people who were experiencing homelessness on a single night.

According to recent PIT counts, a large majority of people who are experiencing homelessness reside in Modesto. In the 2020 PIT count, the city accounted for roughly 76% of the homeless population. This is consistent with the larger population of Modesto and the higher number of HMIS enrollments in the city, as discussed below.

<sup>9</sup> [2015 CoC Homeless Populations and Subpopulations Report – California](#), HUD Exchange; [2019 CoC Homeless Populations and Subpopulations Report – California](#), HUD Exchange.

<sup>10</sup> According to the California Homeless Data Integration System (HDIS), 96% of people access services in 1 Continuum of Care between 2018-2020. Only 4% of people accessed services in 2 Continuums of Care and less than 1% of people accessed services in 3+ Continuums of Care.

### PIT Over Time by City



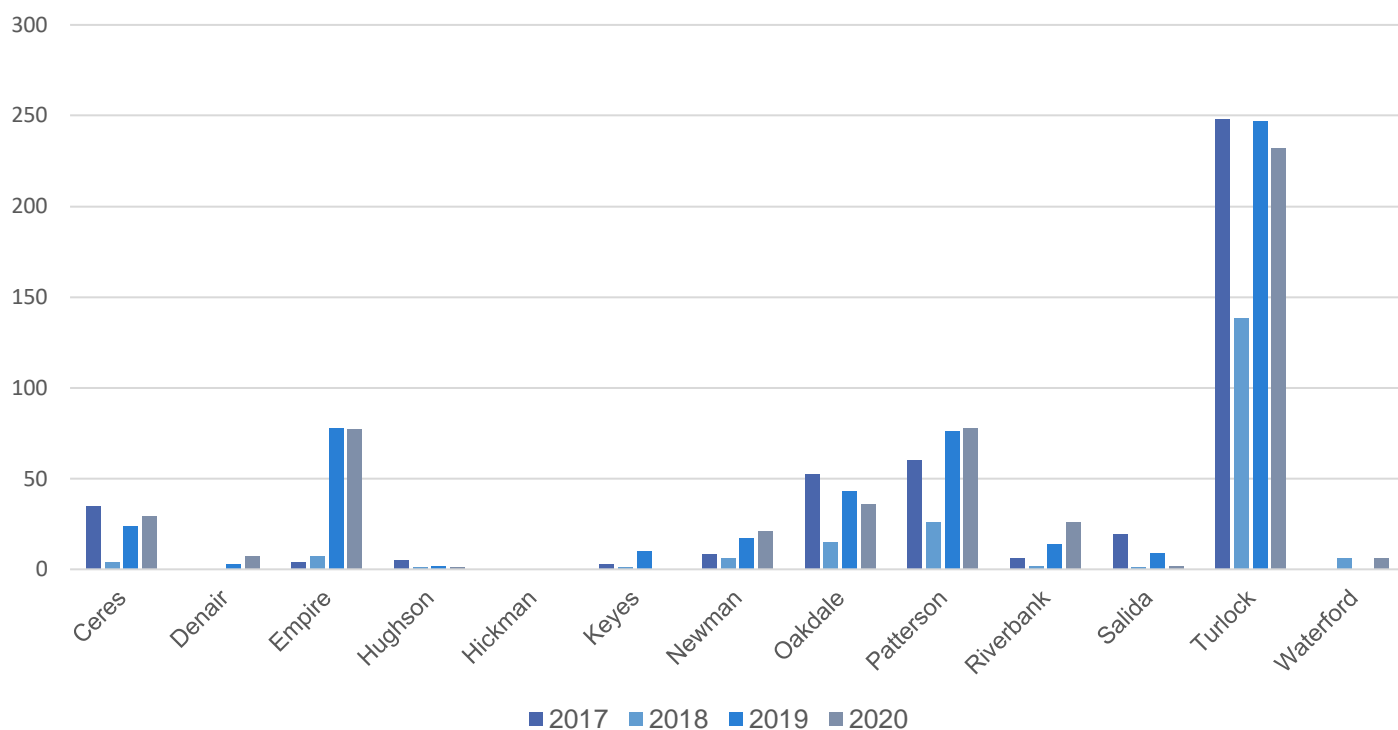
### Individuals Reported by Zip Code

City	Zip Code	2018	2019	2020
Ceres	95307	4	24	29
Denair	95316	0	3	7
Empire	95319	9	78	77
Hughson	95326	1	2	1
Hickman	95323	0	0	0
Keyes	95328	2	10	0
Modesto	95350	106	225	214
Modesto	95351	317	309	670
Modesto	95352	4	0	1
Modesto	95353	3	1	0
Modesto	95354	623	777	581
Modesto	95355	3	26	43
Modesto	95356	0	5	5
Modesto	95357	0	2	10
Modesto	95358	61	53	68
Newman	95360	7	17	21
Oakdale	95361	19	43	36
Patterson	95363	28	76	78
Riverbank	95367	5	14	26
Salida	95368	1	9	2
Turlock	95380	145	242	209
Turlock	95381	3	0	0
Turlock	95382	5	5	23
Waterford	95386	10	2	6
<b>Total Reported</b>		<b>1356</b>	<b>1923</b>	<b>2107</b>

The same information broken down by specific zip codes for 2018-2020 can be seen to the left.

Absent Modesto, the cities with the next highest populations according to the PIT count are Turlock, Patterson, Empire, Oakdale, and then Ceres, respectively. A year-by-year comparison of PIT counts by city without Modesto for comparison can be seen below.

## PIT Over Time by City Without Modesto



## System Level Data

In HMIS, tracking program enrollments by Geocode<sup>11</sup> can offer some insight on where services are used, but tends to be more of a loose estimate rather than a definitive number. This is because HUD requires Geocodes to be determined for an entire project, rather than where each specific client is served. For example, if 51% of a project operates in Modesto and 22% operates in Patterson, 10% operates in Oakdale, 13% operates in Turlock, and 5% operates in Riverbank, the entire project is given a Modesto Geocode and it becomes difficult to know exactly where clients are being served outside of that. With this understanding, however, examining Geocodes does indicate generally where clients are served. In the example below, unduplicated enrollments by Geocode show that a majority of clients are enrolled in projects that mostly operate in Modesto. After that, Stanislaus County overall has the second highest amounts of enrollments and includes areas within the county that are not Turlock or Modesto, specifically. This indicates that a number of people are accessing services outside of Modesto and Turlock. After Modesto and the County, the third highest Geocode by enrollment is Turlock.

	FY 2018	FY 2019	FY 2020
<b>Turlock</b>	1447	2031	1533
<b>Modesto</b>	4856	7753	9096
<b>Stanislaus County</b>	3769	5887	4652

<sup>11</sup> A Geocode is a 6-digit number that corresponds to a particular geographic location within a Continuum of Care (CoC). Most CoCs have multiple Geocodes and a Geocode does not necessarily represent a specific census tract or zip code. An updated list of all HUD Geocodes is provided annually.

# STANISLAUS COUNTY'S HOMELESS SYSTEM OF CARE AND RESPONSE

Stanislaus has a robust homelessness response system that includes governmental and private resources, services, emergency response frameworks, and governance structures that currently work to address homelessness in the community.

## Overview

Stanislaus's current homeless system of care includes a network of funders, governance structures, providers (service, housing and shelter), and other community organizations and stakeholders that respond to homelessness in a given area, and the emergency response structures that are put in place to allocate resources and prioritize limited services in the community (e.g. coordinated entry). Each community across the country has different response system that is based on available funding, resources, support of the larger community and unique features of the area (demographic makeup, economic realities, large or small county, urban or rural etc.). While responses to homelessness may vary, communities with successful homeless response systems have several common features.

### These include:

- 
- ✓ **Clearly defined leadership and accountability structures** with diverse representation from all levels of the system of care, **including people with lived experience of homelessness**
  - ✓ **Mobilization and participation** in homeless response planning and implementation from all actors in the system of care
  - ✓ **Clear communication and structured information exchange** pathways between all levels of the homeless response and the larger community
  - ✓ **Accessible and clear information** detailing all services that exist in the community
  - ✓ **Regularly evaluating and identifying gaps** in homeless response using data and qualitative feedback processes and making necessary adjustments to effectuate equity and better system processes
  - ✓ **Strategic alignment of funding** for homeless services and housing
  - ✓ **Support for the response to homelessness** from the larger community
- 

The goals outlined in the plan are intended to move the community into full alignment with the principles above. The current homeless response system in Stanislaus includes key actors, resources, and emergency response structures as outlined below.



# Governing Bodies

Stanislaus County has a number of governing bodies that make recommendations, align funding, and carry out a number of other activities related to homelessness across the county. A description of some of the key actors are detailed below.

## CSoC and Focus on Prevention Efforts

The Community System of Care, or CSoC in Stanislaus County, acts as the community's Continuum of Care (CoC). Communities that receive certain types of federal and state homeless assistance funding, including funding through HUD's Continuum of Care Program, are mandated to create CoCs, which consist of a Continuum of Care Board and general membership body with representation from housing and homelessness service providers as well as community representatives from the geographic area, with a focus on individuals and organizations involved in the system of care. CoC activities are governed by federal and state rules that outline the Continuum of Care's responsibilities, which include applying for CoC program funds, operating the CoC, conducting CoC system response planning (that respond to homelessness), and designating a Homeless Management Information System (HMIS), as discussed below.

The origin of the current CSoC began in 2015 when the County of Stanislaus initiated the Focus on Prevention Program, a communitywide initiative to improve the quality of life of Stanislaus residents through coordinated prevention efforts that work across multiple sectors to promote health and well-being. A Homelessness Action Council was established to address the first initiative: Reduce and Prevent Homelessness. The Homelessness Action Council developed results, indicators, and strategies to guide this effort to be implemented by organizations and leadership.

In 2017, the Stanislaus County Housing and Support Services Collaborative/Continuum of Care and the Homelessness Action Council merged efforts, creating the current CSoC. This body is led by a council which acts as the CoC Board, and strives to have membership that represents many major sectors of the community (e.g. business, nonprofit, law enforcement, people with lived experience of homelessness, etc.). CSoC efforts are intended to improve community capacity to secure and leverage new resources and effectively and efficiently reduce homelessness while remaining in compliance with mandates that dictate how the CoC must operate and how homeless assistance funds can be expended.

## SHA

Stanislaus Homeless Alliance SHA is a collaborative entity formed to align homelessness services, planning, and funding among stakeholders in Stanislaus County. The SHA consists of community leaders working to end homelessness and representatives of local government throughout the county. The SHA is able to add value and local decision-making power through the inclusion of local government representatives on their board and has been working collaboratively with CSoC.

### The identified purpose of the Stanislaus Homeless Alliance is to:

- Promote alignment and coordination of homeless services funding in Stanislaus County
- Support the further development and full implementation of the Common Agenda to Prevent and Reduce homelessness, informed by aligning the multiple homelessness plans, funding and community efforts into a single vision and integrated plan
- Coordinate the development of a shared performance measurement system to assess effectiveness, quality, efficiency, access and availability of homeless services throughout Stanislaus County
- Coordinate with community partners to ensure alignment of efforts to address and end homelessness

- Adopt Memorandums of Understanding (MOUs) necessary to align community resources to end homelessness
- Create and implement necessary committees to carry out the responsibilities of the Stanislaus Homeless Alliance
- Coordinate policies and procedures governing the provision and delivery of homeless services in Stanislaus County
- Create and implement membership rules for the Stanislaus Homeless Alliance
- Develop, follow, and update annually bylaws governing the Stanislaus Homeless Alliance

While they are different bodies with distinct decision-making mandates, both the CSoC and the SHA are committed to pushing forward community goals to effectively address homelessness across the county and work collaboratively to this end.

## Emergency Response Structures

### Coordinated Entry

HUD mandates all CoCs, including the CSOC, create and operate a Coordinated Entry System. Coordinated Entry is a formalized process to assess and prioritize people experiencing homelessness for certain types of housing and resources in the community. The current Coordinated Entry System policies, as of June 2021, are captured in the [Coordinated Entry Policies and Procedures](#). As of June 2021, the community is working to update these procedures and will amend them with any relevant changes.

The policies and procedures detail the Coordinated Entry process for intake, assessment, and referral within the CoC area and efficiently expand the system's ability to deliver the appropriate resources to individuals and families who are experiencing homelessness. Stanislaus's Coordinated Entry System has multiple points of entry (access points at shelters, outreach teams, etc.) where households experiencing homelessness are assessed for their level of vulnerability using an assessment tool (VI-SPDAT), which generates a vulnerability score. Once the level of vulnerability has been determined, participant information is stored in a data system called the Homeless Management Information System (HMIS) and placed into a community queue, which is a list of people experiencing homelessness prioritized by vulnerability score and other factors.

Through case conferencing (where housing, homeless service, shelter and outreach providers meet in a group) persons on the community queue are matched with available housing based on their eligibility for certain programs and level of vulnerability per the community's prioritization framework. (See page 14 of the [Coordinated Entry Policies and Procedures](#).) Participants are then referred to the applicable housing provider and placed into the available housing unit for which they were matched.

Many providers that receive certain homelessness assistance grants must only place clients into housing through Coordinated Entry and may not place clients into housing through their own agency-based waitlists. A list of these providers can be found in the [Coordinated Entry Policies and Procedures](#).

# Available Homeless Assistance Funding

Stanislaus funds services, supports, shelter and housing for people experiencing homelessness through a mix of federal, state, local, and private funding. This funding includes a variety of state and federal housing vouchers and subsidies with differing eligibility, duration, and challenges in locating housing to pair with subsidies.

Generally speaking, each homeless assistance funding source has its own complex requirements regarding *what* money can be used for, *when* it must be used by, and *who* is eligible to receive funding. For most federal and state homeless assistance grants, grant recipients must assess whether their clients meet complex definitions of homelessness in order to receive assistance and can only expend dollars on certain eligible activities. In addition, many grants are competitive, and funds are not guaranteed. Adding to this complexity, there is no centralized source that receives all of these funds and can work to align them. Instead, money is allocated to and administered by the County, cities, the CoC, as well as private nonprofits and other community-based organizations, leaving the community as a whole to figure out how best to align and allocate complex federal, state, and local grants. For an overview of some of the federal and state homeless assistance grants currently used by the Stanislaus homeless system of care, please see **Appendix D**.

Especially in recent years, with the influx of new forms of state and federal funding distributed to different partners, communities have struggled to align their homeless assistance funds.

## Communities that do so successfully will typically:

- Have strong leadership with an understanding of federal and state grant requirements and that can monitor when new funding is released and make successful applications for competitive funds
- Have support from and collaboration with the larger community and homeless service providers to plan for use of funds and capacity to apply to request for proposals and grant applications
- Create feedback loops to get input from a diverse array of stakeholders in the community on allocation of funds
- Perform regular gaps analyses to assess needs in the community based on data, and conduct equity assessments in allocation and utilization of funds

## Kansas House

To illustrate how homeless assistance projects are supported by a complex web of funding sources, here is one example from the community: Kansas House, located in Modesto, is a housing project made possible through a partnership between the Stanislaus Regional Housing Authority, Stanislaus County, and the City of Modesto. In fall of 2019, the Housing Authority was able to purchase a motel and renovate the space to create permanent housing for people experiencing homelessness. There are 103 units of permanent supportive apartments, with capacity for around 200 residents. Each unit in Kansas House is approximately 275 square feet and has bathroom facilities, kitchenette, sleeping area, and washer dryer. The total cost of this project is approximately \$8M. As shown in the chart below, the project was funded through a variety of sources. Each source has their own eligibility, documentation, administering agency, and reporting requirements.



Source	Administering Agency	Amount
Housing Authority	Housing Authority	\$2.1M
Community Development Block Grant (CDBG) – Federal Funds	City of Modesto	\$2.5M
No Place Like Home – CA State Funds	Stanislaus Behavioral Health and Recovery Services	\$2.3M
Mental Health Services Act – CA State Funds	Stanislaus Behavioral Health and Recovery Services	\$1.1M



## Available Programs and Services for People Experiencing Homelessness in Stanislaus County

Programs and services available in Stanislaus County are offered through combination of county and city departments, nonprofit and/or religious organizations, and other private entities. Existing services directly target people experiencing homelessness and also provide touchpoints with intersecting systems like behavioral health, education, and criminal justice. The community has both outreach resources, that may serve clients across the county, and brick and mortar facilities like the Modesto Gospel Mission that primarily serve clients in a certain geographic area. Similarly, homeless providers in the community provide services across the housing continuum. For example, non-profits like Community Housing and Shelter Services (CHSS) offer families permanent supportive housing, whereas the Turlock Gospel Mission offers emergency shelter. A full list of known programs and services by provider or city/county department can be viewed in **Appendix E**.

While Stanislaus County has systems, partnerships, and resources in place to address and reduce the number of people experiencing homelessness and improve outcomes for vulnerable unhoused populations, there are also existing gaps and needs in the homeless system of care. To identify gaps, needs, and priorities communitywide, plan drafters carefully performed both an environmental scan, which included reviewing data from dozens of existing community reports and data sources, as well as an intensive community feedback collection process where a diverse array of over 1,050 community members provided feedback on homelessness in the community.

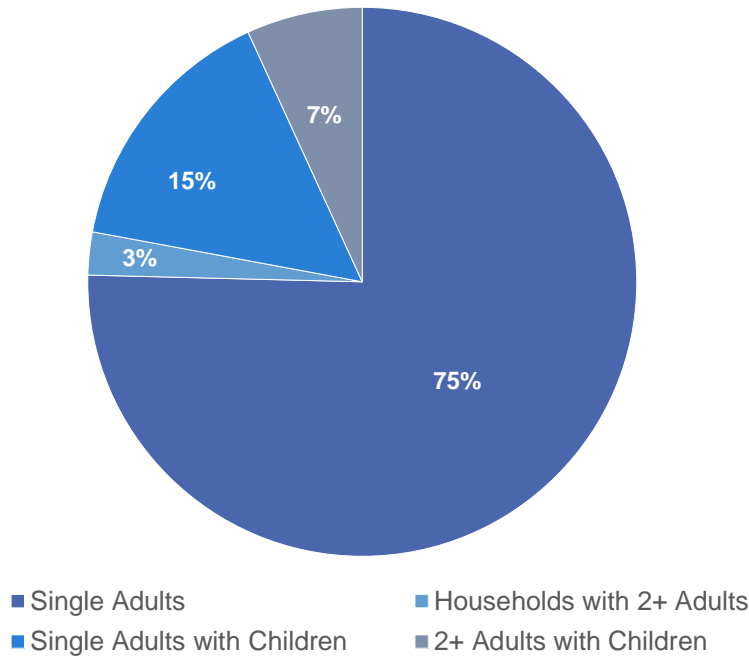
The data, information, and feedback collected is outlined below and forms the basis of the community-specific goals, strategies, and action steps to address homelessness.

## Who is Experiencing Homelessness in Stanislaus County?

Homelessness is a crisis that is both visible and invisible. Unsheltered homeless tends to be more visible to the public, but this visibility does not always give an accurate or complete picture of the demographics of persons who are experiencing homelessness in a given area. Often left out of this highly visible category are populations still considered highly vulnerable like families, youth, or people fleeing from or with a history of domestic violence. Having an accurate understanding of the scale and demographics of the population of

people experiencing homelessness is key to setting goals and designing strategies. Below is a snapshot of characteristics and subpopulations of people experiencing homelessness across Stanislaus County.

### Household Composition



### Household Composition

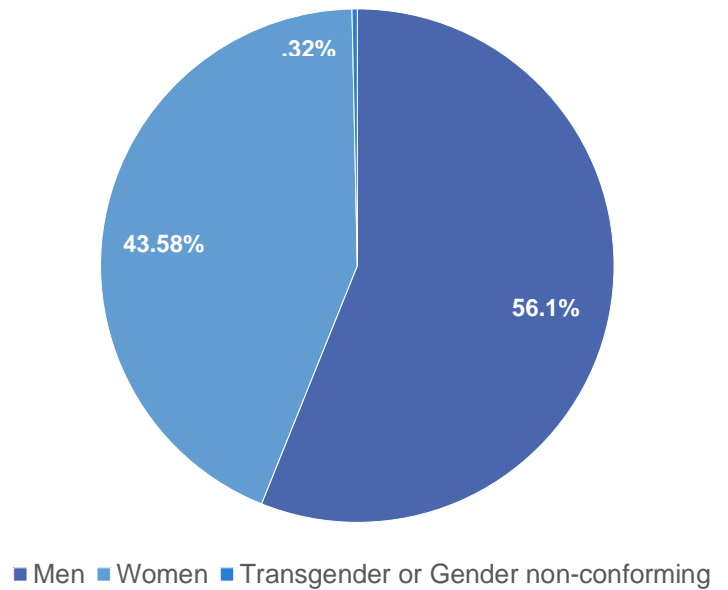
HMIS data shows that a majority of people within the system of care are households consisting of one adult, or single adults. In FY 2020, single adults represented 75% of the total population served, a 4% increase from the year prior where they represented 71% of the total population served. In comparison, households with children represented 15% for single parents and 7% for two or more adults with children, equating to decreases of 4% and 1% respectively from their prior reporting year.

This decrease is also reflected in PIT data, and from 2019 to 2020, the number of children under age 18 counted on a given night decreased by 43, or 17%.

### Gender

Male identified persons are overrepresented in the Stanislaus homeless system of care in comparison to their proportion of the general population in the county. This tends to be true for most communities nationally. In FY 2020, men represented 57% of those within the system of care according to HMIS data as shown on the chart to the right (2027 out of 3614 total served). In FY 2019, they represented 55%. Comparatively on the PIT count, the percentage of men counted on a given night increased 14% from 2019 to 2020. For transgender and gender non-conforming people, it is important to note that although they are typically a numerically smaller community in homeless populations, it is known that LGBTQ+ people in general are overrepresented across homeless systems of care nationally at increasing rates.<sup>12</sup> For transgender and gender non-conforming people specifically, studies have shown that nearly one out of three persons experience homelessness at some point

### Gender



<sup>12</sup> National Alliance to End Homelessness, Trans and Gender Non-Conforming Homelessness. (2017). <https://endhomelessness.org/trans-and-gender-non-conforming-homelessness/>



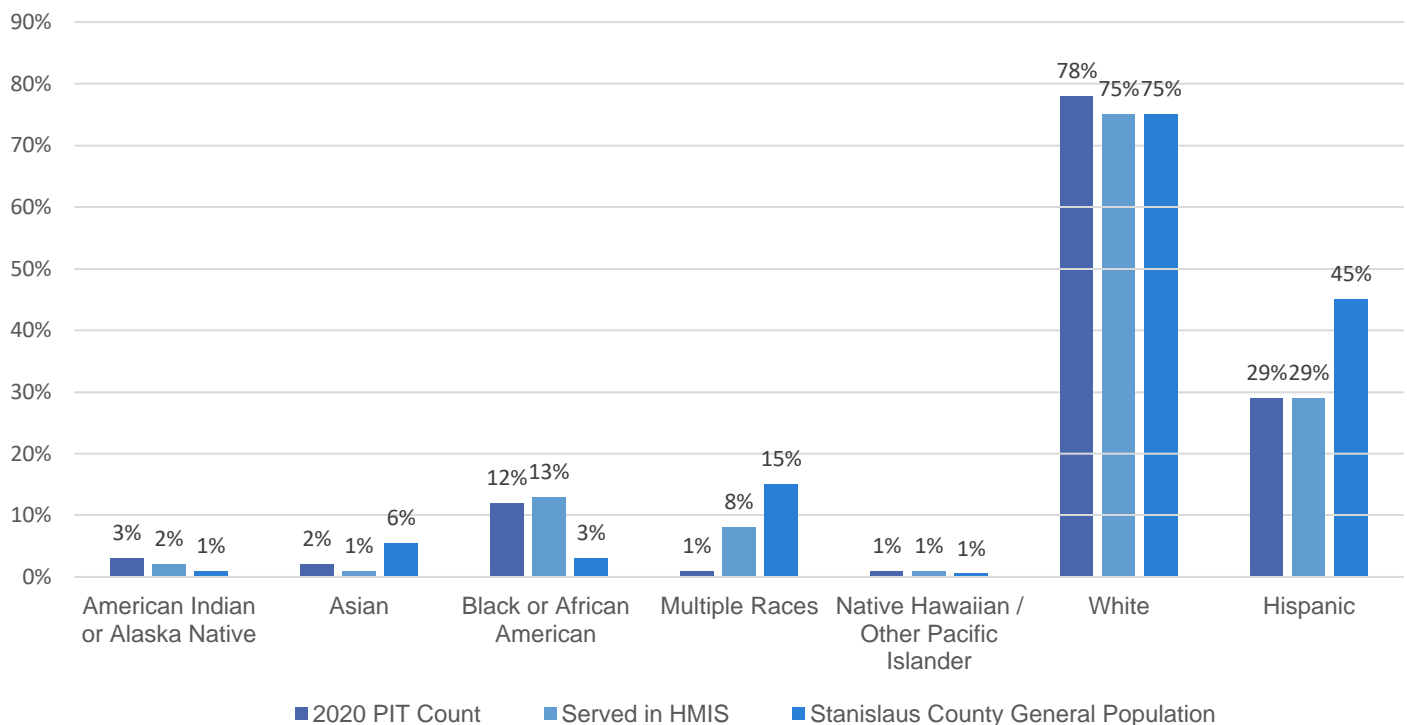
in their lives, and many report experiences of discrimination and denial of services and housing.<sup>13</sup> Because of this, they may not be comfortable disclosing their identity and as a result are often not accurately reflected in PIT counts and HMIS data.

## Racial and Ethnic Equity: Current Disparities in the Homeless System of Care

Disaggregating data from homeless system of care by race and ethnicity is essential to ensuring the community is working to identify and eliminate disparities and effectuate equity. Further, a majority of state and federal homeless assistance funding now requires communities to assess racial equity and implement system changes as necessary in order to receive funds. Since a community’s PIT count includes unsheltered populations who are potentially not active in a project, comparing this information to who is enrolled in a shelter and housing project, or who is in the general population according to Census data, can reveal additional context and insight related to disparities as explored below.

In Stanislaus County, this analysis showed that Black people experience homelessness at a rate of four times their proportion to the general population according to the 2020 PIT count, and Black families experience homelessness at a rate of six times their proportion to the general population. In the chart below, the race and ethnicity, as captured by the PIT and HMIS to mirror Census race and ethnicity categories, of those served in shelter and housing projects roughly matches the PIT demographics except for those identifying as multi-racial who are over-represented in shelter and housing projects by eight times their PIT demographics.

Race and Ethnicity Comparison

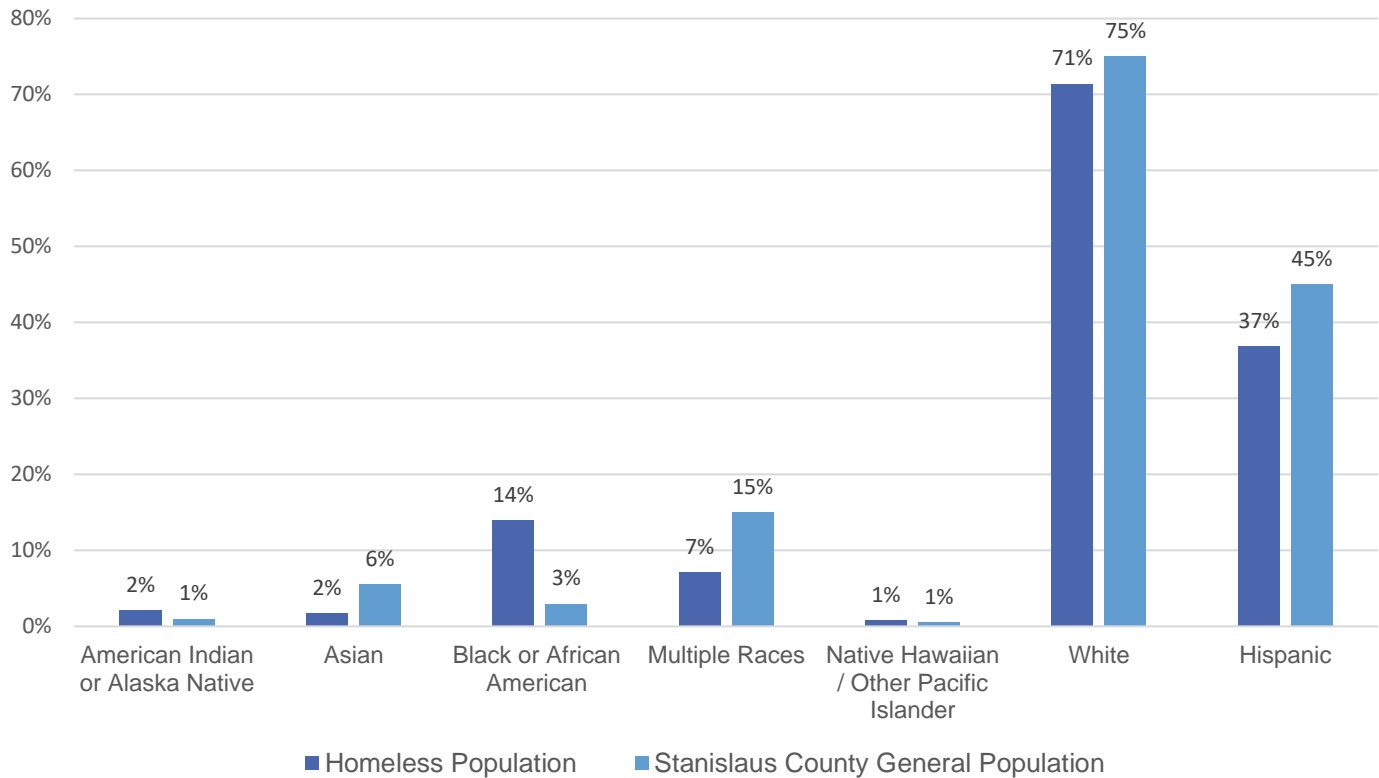


Disaggregating system performance data reveals that the flow of people entering the homeless system of care for the first time is also racially disproportionate for Black/African American households. In FY 2020, Black or African American households entered the homeless system at nearly five times their representation in the general population. When comparing this to the 2020 PIT count and who had experienced homelessness for

<sup>13</sup> Sandy E. James and others, The Report of the 2015 US Transgender Survey. National Center for Transgender Equality. 2016. Available at: <https://www.transequality.org/sites/default/files/docs/usts/USTS%20Full%20Report%20-%20FINAL%201.6.17.pdf>

less than a year, the figure was similar with people who identified as Black being over-represented at 5.3 times their representation in the general county population. Comparatively, Asian and multiple race households entered the system of care for the first time at a rate less than their representation in the general county population. However, Asian households had the highest average number of days homeless within the system at 140 days, 50 days higher than the 90-day average of those within a shelter or housing project in HMIS.

### Racial and Ethnic Distribution of People Entering the Homeless System for the First Time



Examining the community survey and other feedback collected demonstrated that while a majority of white respondents “did not know” if everyone was treated equally in the homeless system of care, a majority of Black or African American respondents identified that they “strongly disagreed” that everyone was treated equally within the system of care. For more detail, please see Systemwide Recommended Goals Section below.

During feedback collection, advocates and stakeholders additionally noted that there is an underrepresentation of Hispanic or Latinx identified persons in the PIT and HMIS data when comparing the proportions of both those in poverty and the general population overall. These stakeholders posited that many Hispanic and Latinx populations are not effectively reached by outreach and homeless service providers in the community. Stakeholders explained that this lack of connection is often due to a lack of staff with Spanish language proficiency or the absence of staff that is representative of the Hispanic and Latinx community. Feedback suggested that this has led to an undercount of Hispanic and Latinx persons experiencing homelessness in the PIT count and in HMIS.

## Subpopulations<sup>14</sup> Experiencing Homelessness

Out of each subpopulation recorded on the PIT count each sub-group of persons shown below saw an increase over the past three years, with the exception of veterans where the overall population decrease by 17% from 2019-2020.

	2019	2018-2019 Change	2020	2019-2020 Change
<b>Veterans</b>	133	53%	110	-17%
<b>Adults with Serious Mental Illness</b>	176	24%	380	116%
<b>Adults with Substance Use Disorder</b>	144	15%	397	176%
<b>Adult Survivors of Domestic Violence<sup>15</sup></b>	130	48%	161	24%

## Survivors of Domestic Violence

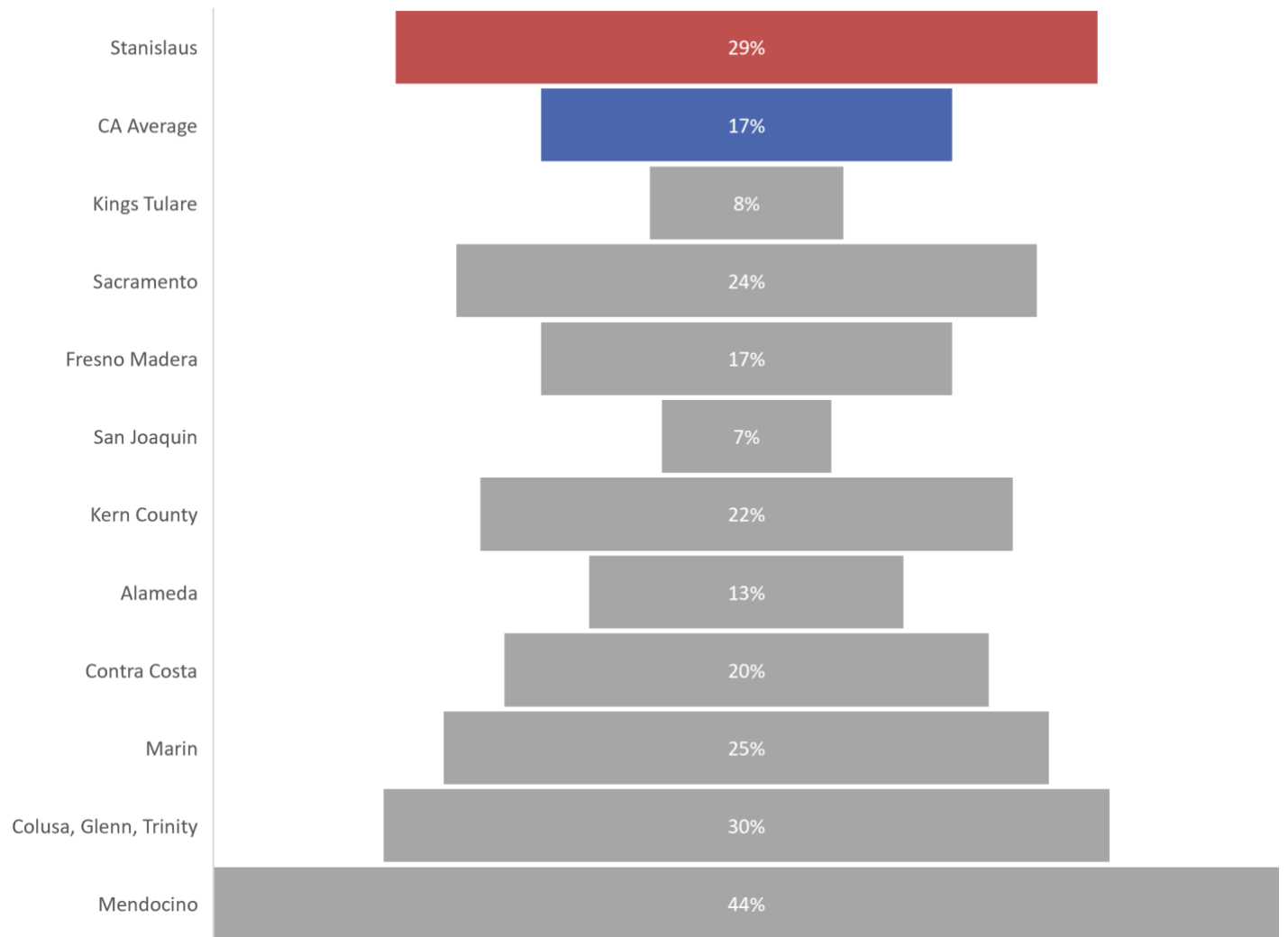
Of note within the subpopulations tracked through the PIT is the high prevalence of respondents identifying as Adult Survivors of Domestic Violence. When examining this group, using the Stella System Performance Module, it revealed a similar trend showing that 29% of households reported having experienced domestic violence in both FY2019 and FY 2020, a figure 11% and 12% higher than the state average of the same time frames. According to the state’s HDIS system, Stanislaus County has the third highest rate of domestic violence in the entire state. A comparison chart of other California and Central Valley CoCs is shown below.

<sup>14</sup> These subpopulation identifiers were reported by individuals experiencing sheltered and unsheltered homelessness responding to the PIT survey.

<sup>15</sup> “Domestic violence” includes dating violence, sexual assault, stalking, and other dangerous or life-threatening conditions that relate to violence against the individual/family member that make them afraid to return to their primary nighttime residence.



## System Experience of Domestic Violence



## Housing in Stanislaus County

Understanding “who” is experiencing homelessness in the community is vital to identifying what housing opportunities and supports are needed to address homelessness. Further understanding the rental market landscape and what housing opportunities exist in the County can help identify gaps in resources and assist the community in obtaining and prioritizing funding that is responsive to actual need.

With San Joaquin and Calaveras County in the north, Mariposa and Tuolumne County in the east, Merced County in the south, and Santa Clara, Alameda, and San Francisco County to the west, Stanislaus is situated as a gateway between the state’s largest metropolitan areas and some of the most famous recreational rural areas. Because of this, the County has and is continuing to see an increasing population, along with a tight and expensive rental market that is growing faster than the state average. Even with rest of the state experiencing a population decline due to COVID, Stanislaus County’s population is increasing.<sup>16</sup> While many areas in California have seen decreases in rent during the pandemic, interviews and focus groups suggest Stanislaus County is experiencing the opposite. According to the County’s Housing Element, much of this is attributed to







<sup>16</sup> COVID-19 Impact on Resident Migration Patterns. CBRE (April 2021) <https://www.cbre.us/research-and-reports/COVID-19-Impact-on-Resident-Migration-Patterns>

the county’s geographic proximity to the Bay Area.<sup>17</sup> With the combination of the Bay Area job markets, freeway access, and comparatively inexpensive rent, finding affordable housing in the County is a difficult task.<sup>18</sup>

## Rental Market and Available Housing

### Current Housing Types & Availability

Housing stock in the County is largely consists of Single Units (76%), meaning single-family homes typically containing one household. Buildings containing 2+ units representing approximately 16% of all housing units. Coupled with a low rental vacancy rate of approximately 2%,<sup>20</sup> the data shows that the number of units available for someone trying to exit the homeless system of care is low. This point was also supported and echoed by focus groups and interviews in every jurisdiction within the county.

Current Housing Stock <sup>19</sup>			
	Property Type	Number	%
	Single Unit	137,469	75.6%
	1 unit attached	6,443	3.5%
	2 units	3,987	2.2%
	3-4 units	7,295	4%
	5-19 units	8,729	4.8%
	20+ units	9650	5.3%
	Mobile Home, Boat, RV, ETC	8,175	4.5%
	<b>Totals:</b>	<b>181,748</b>	

<sup>17</sup> U.S. Census Bureau, American Community Survey 5-year estimates (2015-2019)

<sup>18</sup> Stanislaus County 2015-2023 Housing Element Update (2016)

<sup>19</sup> U.S. Census Bureau, Occupancy Status American Community Survey 5-year estimates (2015-2019).

<sup>20</sup> The rental vacancy rate uses ACS data and represents the number of vacant units for rent by the sum of the renter-occupied units, vacant units for rent, and vacant units that have been rented but are not yet occupied

## Housing Data from the American Community Survey<sup>21</sup>:

- 57.8% of units in the county are owner occupied
- 42.2% of units in the county are renter occupied
- 69.3% of housing units in the county have a mortgage
- 67.9% of housing units in the county have 3+ bedrooms
- 86% of extremely low-income households are paying more than half of their income on housing costs

## Determining Fair Market Rent

Each fiscal year, the Department of Housing and Urban Development (HUD) calculates a rental rate it determines as suitable for a household to rent a privately owned, decent, safe, and sanitary unit of modest nature. The rate includes the estimated cost of utilities. Known as Fair Market Rent (FMR), this rate is then used as the basis for paying many federal and state housing assistance programs, including the Housing Choice Voucher Program and other kinds of rental subsidies.

In Modesto, FMR for a 1-bedroom is \$987. Compared nationally, the Modesto FMR area is more expensive than 95% of other FMR areas in the country. Even with FMR rates based on modest housing costs, many households still are not able to meet the HUD recommended income levels to afford housing in the area. For housing costs, HUD considers a household spending over 30% of income to be housing burdened, and over 50% to be severely housing burdened. The table below shows the gross income amounts corresponding to the HUD categories.

## Fair Market Rents and Income Needed to Afford Housing Costs

Unit Size	Cost per Month (2021 FMR) <sup>22</sup>	Income Needed for Housing Costs at 30% of Income	Income Needed for Housing Costs at 50% of Income
Studio	\$890	\$2,967	\$1,780
1-bedroom	\$987	\$3,290	\$1,974
2-bedroom	\$1,224	\$4,080	\$2,448
3-bedroom	\$1,733	\$5,776	\$3,466
4-bedroom	\$2,033	\$6,776	\$4,066

<sup>21</sup> U.S. Census Bureau, Occupancy Status American Community Survey 5-year estimates (2015-2019).

<sup>22</sup> 2021 HUD FMR rates

## Rent and Economic Insecurity

As many renters and providers know, the FMR amounts are often not enough to cover the real-world rental prices on the market, and according to the California Housing Partnership, 15,485 low-income renter households in the County do not have access to an affordable home.<sup>23</sup> Since it can often be difficult to find housing available at the HUD FMR rates, it can also be helpful to make comparisons to the median monthly gross rent figures. In 2019, the median monthly gross rent<sup>24</sup> in Stanislaus County was \$1,231 according to the Census American Community Survey (ACS).

Since this is the ACS gross rent estimate, it includes the contract rent plus the estimated average monthly cost of utilities like electricity, gas, water, and sewer, but not internet or cell phone expenses. According to the United States Bureau of Labor Statistics Consumer Price Index, this represents an increase of 4.41% from the previous year and 13.46% over 3 years. Comparatively for the same time frames, the California increases were 4.33% and 12.08% respectively. This means the median gross rent in Stanislaus is increasing at a rate higher than the state average. Since the median and average rent data is released in September of the following year, this increase also reflects pre-COVID numbers.

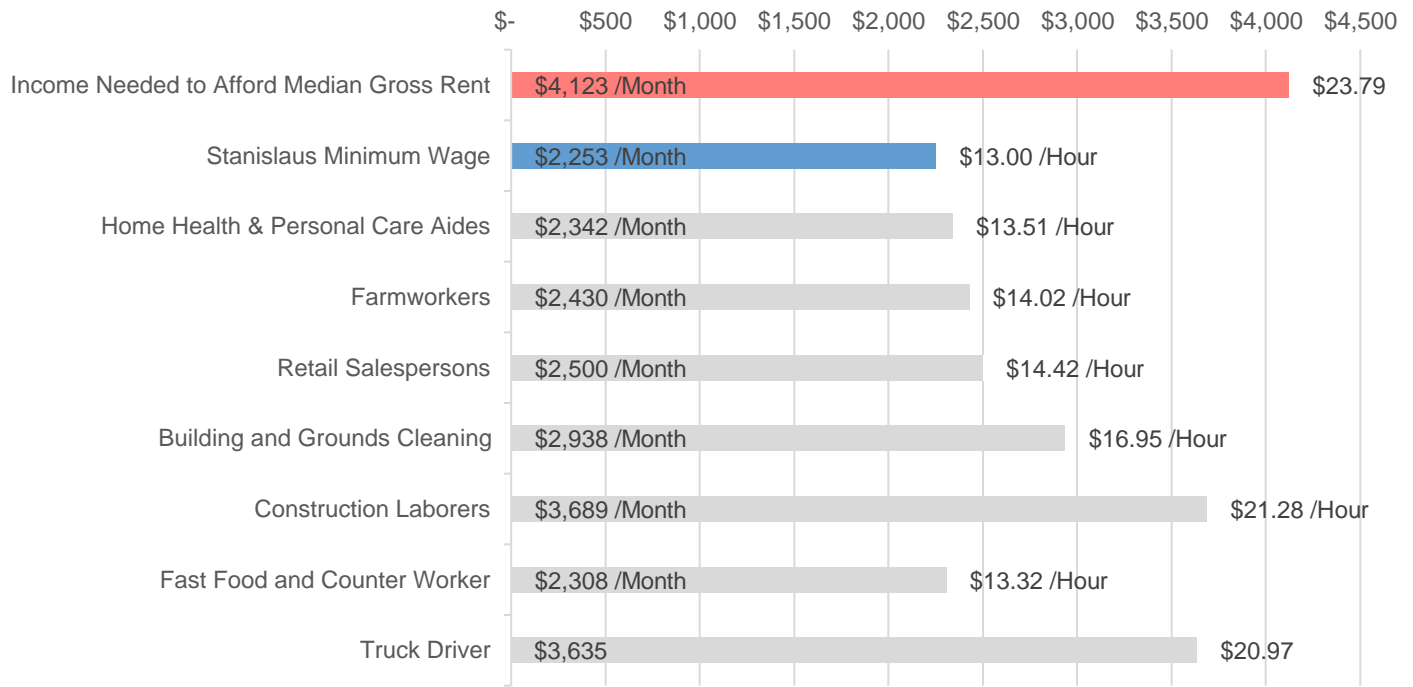
	2019	1 Year Change	3 Year Change
US Median Gross Rent	\$1,097	1.86%	6.82%
California Median Gross Rent	\$1,614	4.33%	12.08%
Stanislaus County CA Median Gross Rent	\$1,231	4.41%	13.46%

Similarly, wages in the County have not kept up with the increases in rent, and minimum wage in Stanislaus County follows the statewide minimum wage level between \$13 and \$14 per hour depending on the number of employees at the business. At these rates, gross monthly income<sup>25</sup> for a full-time employee working at minimum wage falls between \$2,253 and \$2,427 respectively, well below the gross monthly income HUD recommends, with a minimum of \$4,123 in order for housing costs to be no more than 30% of overall income of the Median Gross Rent amount. Notably, someone working two full-time, minimum wage jobs amounting to 80 hours a week would only be \$383 worth of gross monthly income over the recommended HUD amount in Stanislaus County for Median Gross Rent.

<sup>23</sup> California Housing Partnership, *Stanislaus County 2020 Affordable Housing Needs Report*. (2020).

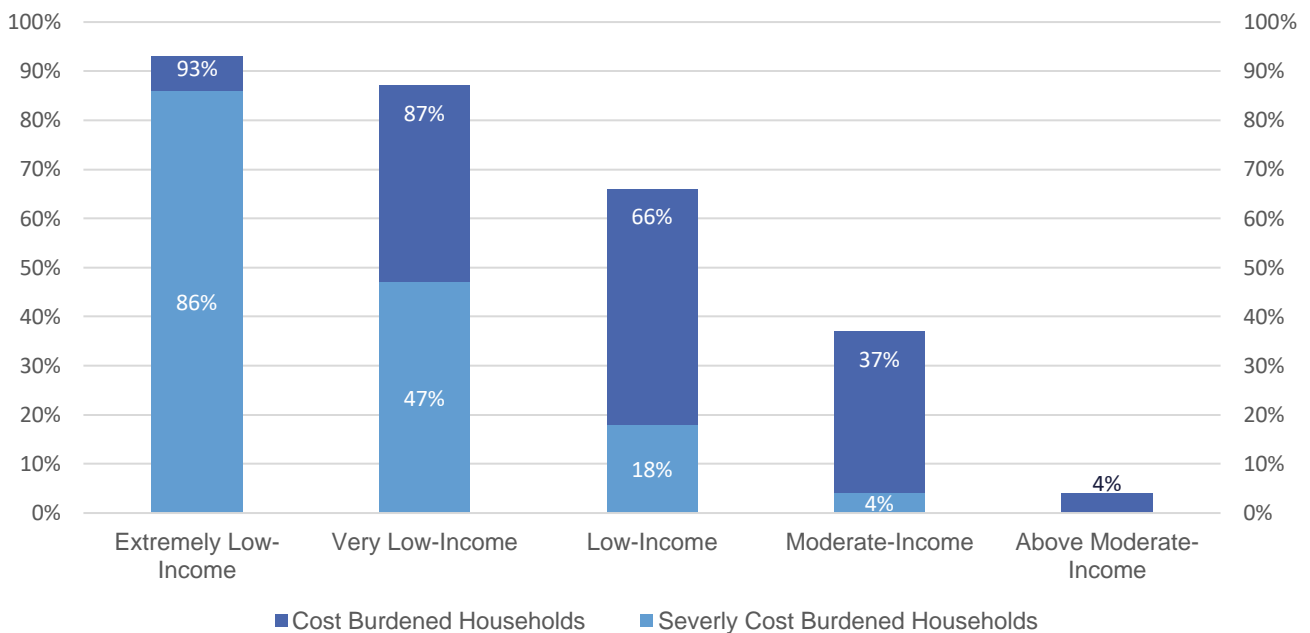
<sup>24</sup> According to the American Community Survey Subject Definitions, "The data on gross rent were obtained from answers to Housing Questions 14 a-d and 18a in the 2019 American Community Survey (ACS). Gross rent is the contract rent plus the estimated average monthly cost of utilities (electricity, gas, and water and sewer) and fuels (oil, coal, kerosene, wood, etc.) if these are paid by the renter (or paid for the renter by someone else). Gross rent is intended to eliminate differentials that result from varying practices with respect to the inclusion of utilities and fuels as part of the rental payment."

<sup>25</sup> Gross income refers to total compensation *before taxes or other kinds of deductions*. For hourly employees, the standard calculation for monthly gross income is found by multiplying the hourly wage by the number of hours worked each week, then multiplied by 52, the total number of weeks in a year. This gives the annual gross income, which is then divided by 12 to find the monthly amount.



Within Stanislaus County, a renter would need to make approximately \$23.79/hour to be able to afford the Real Median Gross Rent, substantially higher than the \$13/hour rate currently in effect. To put this in perspective, a family of three with the head of household earning minimum wage would be severely cost-burdened, meaning that over 50% of their income would be going towards housing costs for the Real Median Gross Rent amount.

In fact, many households in the County are considered either cost-burdened or severely cost-burdened. For extremely low-income households,<sup>26</sup> 86% are considered severely cost burdened.



<sup>26</sup> There are currently several income standards defined by HUD that are used both for demographic characterization, and to determine program eligibility. Income standards are typically referred to as a proportion of Area Median Income (AMI). In this standard, Extremely Low-Income is defined as up to 30% of AMI, Very Low-Income defined at up to 50% AMI, and Low-Income defined at up to 80% AMI.

Households considered homeless typically have extremely low incomes and often rely on a combination of Social Security, public benefits, or minimum wage. Among renter households at the extremely low-income level nationally, 36% are in the labor force, 30% are seniors, 18% have a member in their household with a disability, and another 7% are students or single-adult caregivers to a young child or household member with a disability themselves.<sup>27</sup> Even when factoring in the amounts of benefits available and potential minimum wage earnings, this combination is often not enough to afford the high cost of housing in the county.

A comparison of common benefit amounts for Stanislaus County can be seen below:

Monthly Public Benefit and Social Security Income Estimates	
<b>Supplemental Security Income</b>	\$937/month Stanislaus County average <sup>28</sup>
<b>Social Security Disability</b>	\$1,258/month national average
<b>Cash Public Assistance<sup>29</sup></b>	\$429/month Stanislaus County average

<sup>27</sup> National Low Income Housing Coalition, *The GAP*. (March 2021).

<sup>28</sup> U.S. Census Bureau, American Community Survey 5-year estimates (2015-2019)

<sup>29</sup> Cash public assistance income includes general assistance and Temporary Assistance to Needy Families (TANF). Separate payments received for hospital or other medical care (vendor payments) are excluded. This does not include Supplemental Security Income (SSI) or noncash benefits such as Food Stamps. The terms “public assistance income” and “cash public assistance” are used interchangeably in the 2019 ACS data products.

## Current Availability of Housing Designated for People Experiencing Homelessness in Stanislaus County

Along with the Point-in-Time (PIT) count, the Housing Inventory Count (HIC) similarly aims to provide a foundational understanding of shelter and housing options that exist within a community to respond to homelessness. As such, examining the HIC can be a good method for determining how much housing is currently available for people experiencing homelessness. Below is a chart that includes definitions for housing considered permanent and temporary on the HIC, as well as types of common housing in the community often utilized by unhoused populations but not specifically designated for people experiencing homelessness.

### Permanent Housing



#### Permanent Supportive Housing

Provides long-term housing with intensive supportive services to persons with disabilities.



#### Rapid Rehousing

Provides housing subsidies and supportive services for up to 24 months, with the goal of helping people to transition to self-sufficiency and retain their housing unit independently.

### Temporary Housing



#### Transitional Housing

Provides temporary housing accommodations and supportive services for up to 24 months, with the goal of the participant moving on to permanent housing after the program concludes.



#### Bridge Housing

Offers temporary housing, typically for people who have been matched with a permanent housing opportunity such as permanent supportive housing or rapid rehousing and are looking for a unit to rent.



#### Emergency Shelter

Provides beds for homeless single adults and families, often including meals, showers, case management support, and connections to the Coordinated Entry System and other services.

### Other Specialized Housing Not Dedicated to People Experiencing Homelessness



#### Senior Housing

Provides care that meets the needs of an aging population, ranging from independent living to 24-hour care.



## Board & Care

Licensed residential care facilities for people with special needs that provide intensive support and assistance with daily living.

According to the 2020 HIC, there are a total of 1,632 shelter and housing beds available to homeless and formerly homeless households in Stanislaus County. Out of that total, 65% are considered temporary, including 817 emergency shelter beds and 248 transitional housing beds, and 34% are considered permanent beds, including 12 rapid re-housing “beds” (i.e., rental subsidy spots) and 555 permanent supportive housing beds. Some programs and funding streams are also targeted toward specific populations. Available temporary and permanent housing categorized by household type can be seen in the table below.

### Shelter and Housing Inventory<sup>30</sup> (2020)

Shelter or Housing Type	Total Beds	% of Total Inventory	Beds for Homeless Households w/o Children	Beds for Homeless Households w/Children	Beds for Homeless Households w/ Only Children
Emergency Shelter	817	50%	643	152	22
Transitional Housing	248	15%	152	96	0
Rapid Re-Housing	12	.001%	3	9	0
Permanent Supportive Housing	555	34%	316	239	0
<b>Total Beds</b>	<b>1,632</b>		<b>1,114</b>	<b>496</b>	<b>22</b>

While the HIC illustrates the housing continuum within the system of care, it does not necessarily show all of the housing on the rental market that might be appropriate for people experiencing homelessness. Due to their incomes, people within or working to exit the homeless system of care will often be seeking units matching the extremely low-income category at up to 30% AMI<sup>31</sup>, very low-income category at up to 50% AMI, or even sometimes the low-income housing category at up to 80% AMI. For each category, households looking for units must also compete with all higher-income households for the affordable and available rental units in the private market. For extremely low-income renters, this means not only are they competing with other households at their income level, but also those at every income category above theirs. Households at the above moderate-income level are typically only competing with other households in their same category and have more overall units available and affordable to them.

For extremely low and low-income households, data available shows that there is a limited supply of housing that is both affordable and available within Stanislaus County. Existing units that are affordable are often unavailable and there are long waitlists for existing affordable and subsidized units. According to the Stanislaus

<sup>30</sup> Shelter and housing inventory as noted on the 2020 Housing Inventory Count Report

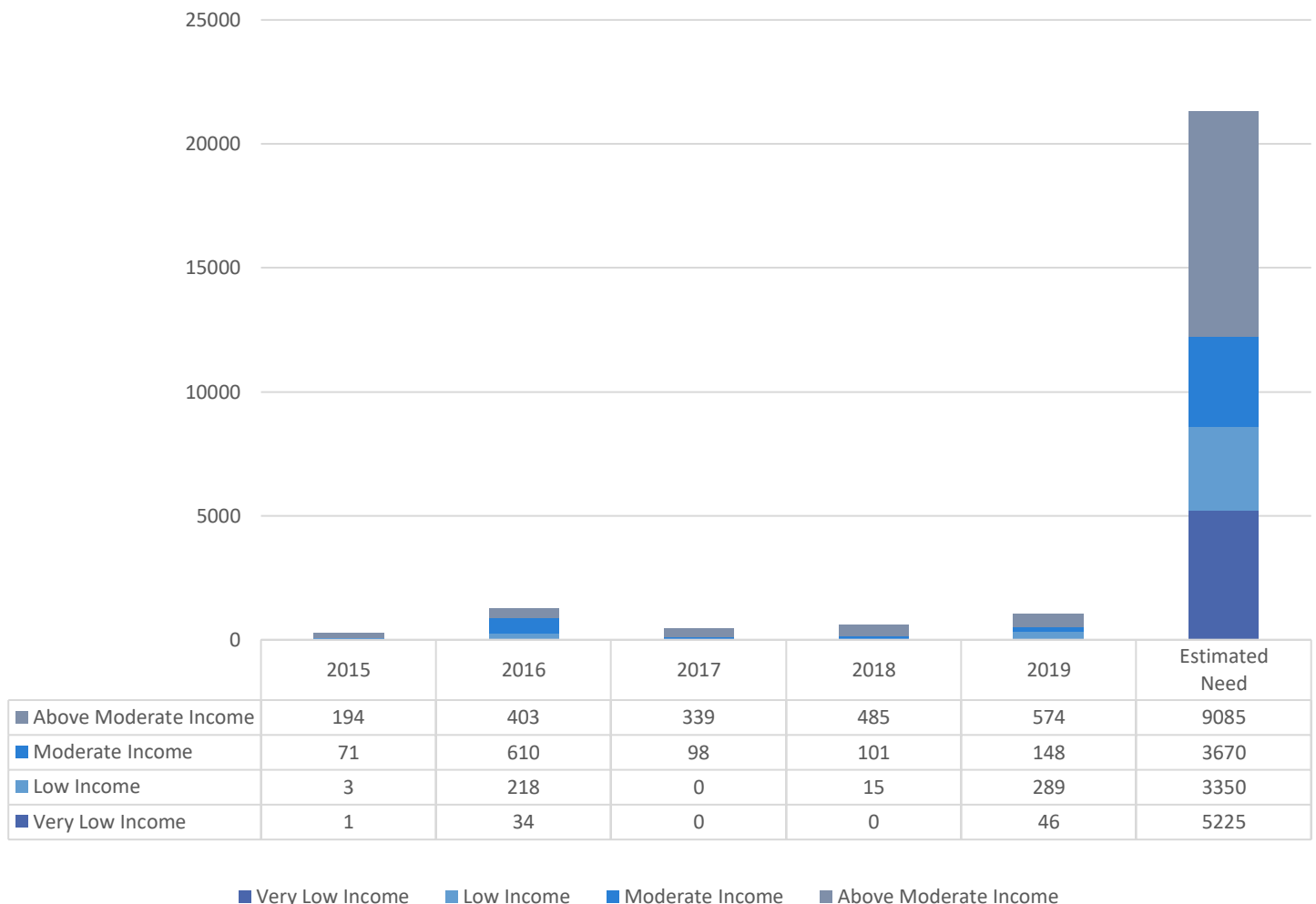
<sup>31</sup> Area Median Income is defined as the midpoint of a region’s income distribution, meaning that half of households in a region earn more than the median and half earn less than the median.



County 2021 Affordable Housing Needs Report by the California Housing Partnership, this amounts to an additional 15,485 units that are needed across the County for the extremely low- and very low-income categories<sup>32</sup>.

## Housing Construction and the Housing Pipeline

To assess progress to meet this need, tracking new housing construction is key. One way to track this in California is to review progress on a jurisdictions Regional Housing Needs Allocation (RHNA), permit data submitted to the state that tracks new housing units by affordability level. Current data shows that the permitting rate of units has not been enough to match the additional 15,485 units required to meet current community need. Out of the 5,225 very low-income permits<sup>33</sup> needed as estimated by the state through its RHNA formula, only 65 have been issued, or approximately 1.2% of the estimated need. For the low-income category, 411 out of the RHNA estimated 3,350 permits have been issued, or 12.3%. Since RHNA allocations are in reference to permits issued, it's important to note that permits do not necessarily translate to units that have or will make it through the entire construction process. It's also important to note that although the state calculates the RHNA allocation, it does not provide funding construction estimates or even attach funding to the allocation amounts. A year-by-year progress of permits reported to the state during the reporting duration from 2015-2019 compared to the overall RHNA allocation is shown below<sup>34</sup>.



<sup>32</sup> California Housing Partnership, *Stanislaus County 2020 Affordable Housing Needs Report*. (2020).

<sup>33</sup> Note that for RHNA allocations, the state combines the extremely low- and very low-income categories

<sup>34</sup> California Department of Housing and Community Development, Housing Element Implementation and APR Data Dashboard. May 2021. Available at: <https://apr.hcd.ca.gov/APR> This link asks for a login

Since the RHNA progress reports available only cover up to the 2019 reporting year, an inventory of recently completed and upcoming shelter and housing projects in Stanislaus County **as of November 2021** can also be viewed below. The inventory contains the project name, jurisdiction, number of units and beds as well as project type.

In the category column, “ES” represents “emergency shelter,” “seasonal” represents facilities that operate seasonally, TH represents “transitional housing” and PSH represents “permanent supportive housing.”

Project	Project Name	Jurisdiction	Units	Beds	Status
ES	Women's REST	Modesto		5	Complete
ES	SA Shelter Expansion	Modesto		50	Complete
ES	Youth Low Barrier Shelter	Modesto		48	Pending
ES	Access Center & Emergency Shelter	Modesto		182	Complete
ES	Naomi's House	Patterson	10	10	Pending
Seasonal	Empire Migrant Center (Winter Family Housing)	Unincorporated	22	75	Complete
TH	Family Housing (9th Street - Master Lease)	Unincorporated	22	50	Complete
TH	Naomi's House	Patterson	15	15	Pending
PSH	Glendale Annex	Unincorporated	3	3	Complete
PSH	Palm Valley	Modesto	39	39	Complete
PSH	Kansas House	Modesto	103	200	Pending
PSH	Granger Project	Modesto	4	4	Complete
PSH	Kestrel Ridge	Modesto	8	8	Pending
PSH	King Kennedy Cottages	Modesto	23	23	Pending
PSH	Palm Cottages	Turlock	4	4	Pending
PSH	Park Cottages	Turlock	8	8	Pending
Subtotal			261	724	

## Placement into Housing and Housing Retention

In accordance with HUD guidelines, CoC and many state-funded housing programs receive referrals through the Coordinated Entry System. Within the system of care, households are prioritized for types of housing interventions based on their assessment scores and the policies outlined further in the [Coordinated Entry Policies and Procedures](#).

According to data from HMIS, there were 3,626 unique clients considered active in emergency shelter, transitional housing, rapid re-housing, or permanent supportive housing projects in FY 2020. This represents a decrease of active clients of around 30% from the year prior (5,144 total clients) and almost 40% from FY 2018 (6,006 total clients), largely due to decreases in clients enrolled in Emergency Shelter projects. Since prior year numbers have been heavily influenced by both COVID-19 quarantine and isolation requirements and the *Martin v. Boise*<sup>35</sup> case, it can be helpful to compare the amount of people served by project type, as shown below.

	FY 2018	FY 2019	FY 2020
<b>Emergency Shelter</b>	5,020	4,260	2,665
<b>Transitional Housing</b>	306	199	301
<b>Rapid Re-Housing</b>	292	263	255
<b>Permanent Supportive Housing</b>	388	392	405

Examining system level data at the household level, 3,325 households representing 5,052 people spent an average of 90 days homeless within the homeless system of care in FY 2020. Out of these households, 11% of were exited from the homeless system of care to permanent destinations<sup>36</sup> and 26% were exited to temporary destinations,<sup>37</sup> with 14% of those who exited to permanent destinations returning to homelessness within six months.

<sup>35</sup> *Martin v. City of Boise*, No. 15-35845 (9th Cir.2019).

<sup>36</sup> According to HMIS data standards used in the Stella System Performance Map, “permanent destination” is defined as any of the following: permanent supportive housing, a rental or unit owned with an ongoing subsidy such as VASH or RRH, rental or owned unit without a subsidy, or staying with family or friends on a permanent tenure basis.

<sup>37</sup> According to HMIS data standards used in the Stella System Performance Map, “temporary destination” is defined as any of the following: an institution or group/assisted foster care, long-term care, or nursing home, medical institution like a psychiatric hospital or other psychiatric facility, incarceration institution, temporary unit like a hotel or motel paid without a voucher that does not remove homeless criteria, emergency shelter, safe haven, or transitional housing, in a temporary living situation with family or friends, or unsheltered or in another place not meant for habitation.



According to the Stella System Performance Map, the number of households exiting to permanent destinations has been decreasing year-by-year, and 90% of households were only served by emergency shelter in FY 2020. Out of the households only served by emergency shelters, only 7% of those households exited to permanent housing. Rapid re-housing served 3% of total households, transitional housing served 4%, and permanent supportive housing served less than 1%. Out of all these interventions, rapid re-housing had the highest proportion of exits to permanent destinations with 87% of households served moving onto a permanent housing situation. Please see **Appendix F** for a full system performance map.



As the impacts of the COVID-19 pandemic become clearer over time, many organizations across the country are expecting the number of people experiencing homelessness to increase. Examining the number of people on the by-name list prior to the pandemic shows that 1,519 people were prioritized for housing on February 1, 2020. By September 1, 2020, that number had increased to 1,832. However, even prior to COVID, the number of people receiving housing interventions through the Coordinated Entry System shows a large gap in comparison to the number of people assessed. In the 2020 calendar year, for example, a total of 2,261 people were assessed as needing a housing intervention. Out of those, only 171 clients received a housing referral through Coordinated Entry and 156 clients moved into a unit.



In addition to the gap between clients assessed as needing housing and those receiving referrals to a project, Stella System Performance data also revealed that a majority of households are entering the homeless system of care for the first time. In the 2020 reporting year, 52% of households (1,730) entered the homeless system of care for the first time. Out of recorded exits from the homeless system, 11% of households exited to permanent destinations (297). This means for each household that exited to permanent housing, nearly 6 households (5.8) became homeless for the first time.<sup>38</sup>

Even when examining prior years to remove factors like the county’s 100-day assessment challenge and COVID, 58% of households (2,174) entered the homeless system of care for the first time in the year prior. Out of recorded exits from the homeless system, 14% of households exited to permanent destinations (431). This means for each household that exited to permanent housing, nearly 5 households became homeless for the first time in FY 2019. Although the number of households entering the homeless system of care for the first time decreased 6% between FY2019 and FY2020, it is still clear that there is not enough housing to match the need.

## Community Feedback, Priorities, and Needs

Data and community reports on who is experiencing homelessness and what housing resources are required to meet the needs of this population help illustrate the needs and gaps in the current homeless system of care. However, it is equally important to assess what community members and stakeholders identify as the gaps in resources and ways the system of care can improve and better serve unhoused populations. In January of 2021, the process of collecting community feedback to identify gaps in resources and inform goals, strategies, and action steps began to take place. As noted above, the feedback collection process included local government feedback sessions with 9 government entities, 4 focus groups with providers and people with lived experience of homelessness, and 11 individual and group interviews and the community survey, which received 1,021 responses. For a complete overview of outreach efforts and specifics on the feedback process please see **Appendix B**.

The community survey was the most common way community members provided feedback for this plan. Therefore, an analysis of who in the community responded to the survey is necessary to ensure the feedback is as representative of the community as possible.

<sup>38</sup> FY 2020 CA510 CoC LSA for reporting period 10/1/2019-9/30/2020

## Survey Demographic Highlights

Of the 1,021 survey respondents there were:

137 people with lived experience of homelessness (paper and online survey)

481 people that responded 'yes' to the question asking whether they or someone they knew had experienced homelessness

107 city and county employees

126 business owners

620 property owners

136 individuals affiliated with faith based community groups

127 individuals affiliated with service providers/community based organizations

87 individuals affiliated with neighborhood groups or coalitions

### Race and Ethnicity of Survey Respondents<sup>39</sup>

The race and ethnicity breakdown of people who responded to the survey is detailed in the chart below and compared to both the most recent PIT count available and general population of Stanislaus County. Of the 1,021 people who completed the survey 1,011 completed the question on race. The race categories identified on the survey mirror the categories used by the US Census so the data could be compared. It is also important to note that the vast majority of respondents who choose the "other" category in answer to the race identification question wrote in that they identify as Hispanic or Latinx. In addition, over 100 people answered "preferred not to say" in response to the race identification question. For ethnicity, 148 people stated that they "preferred not to say" in response.

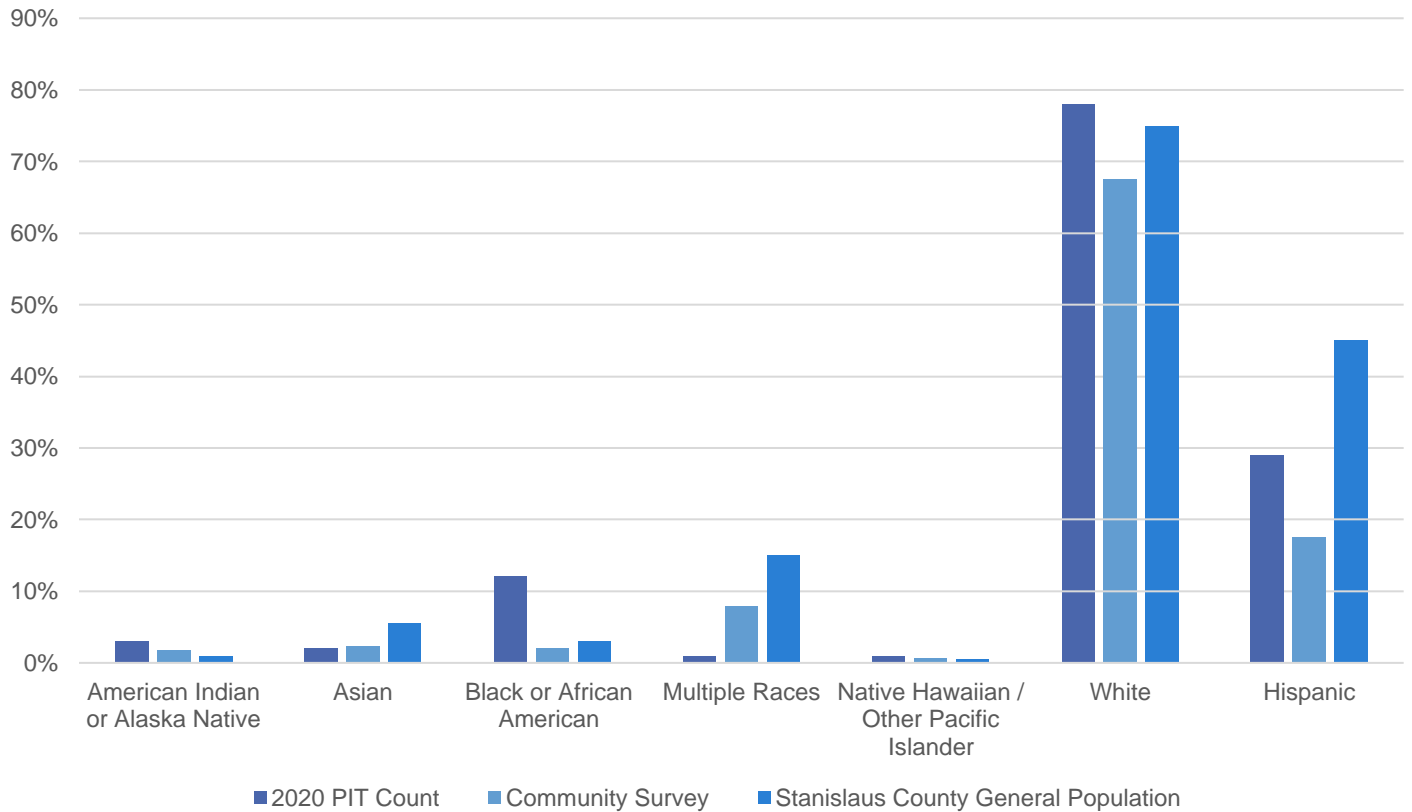
For race, underrepresentation of response to the survey was noted with regard to Black or African American and Asian respondents, who came in under the Census estimates by 1.61% and 3.81%, respectively. Although it is important to note that roughly 10% of respondents marked "preferred not to state", the noted disparity is an opportunity for the community to continue to evaluate community data by race and adjust outreach protocols as necessary to increase proportional racial input and engagement.

For ethnicity, underrepresentation of response to the survey was noted with regard to Hispanic or Latinx respondents who came in under the Census estimates by 22.88%. This underrepresentation reflects community data that shows that Hispanic, Latinx and Spanish-speaking communities are not effectively being reached by the system of care. Recommendations regarding better outreach to these communities are detailed in Goal 3.

---

<sup>39</sup> Note that to be able to make comparisons to available Census and HMIS data, the race and ethnicity categories in the chart below were used to collect information on the community survey.

## Race and Ethnicity Comparison



40

## General Findings from the Community Feedback and Environmental Scan Processes

The following sections explore the general findings from community feedback as well as the data that supports these qualitative responses in several key areas.

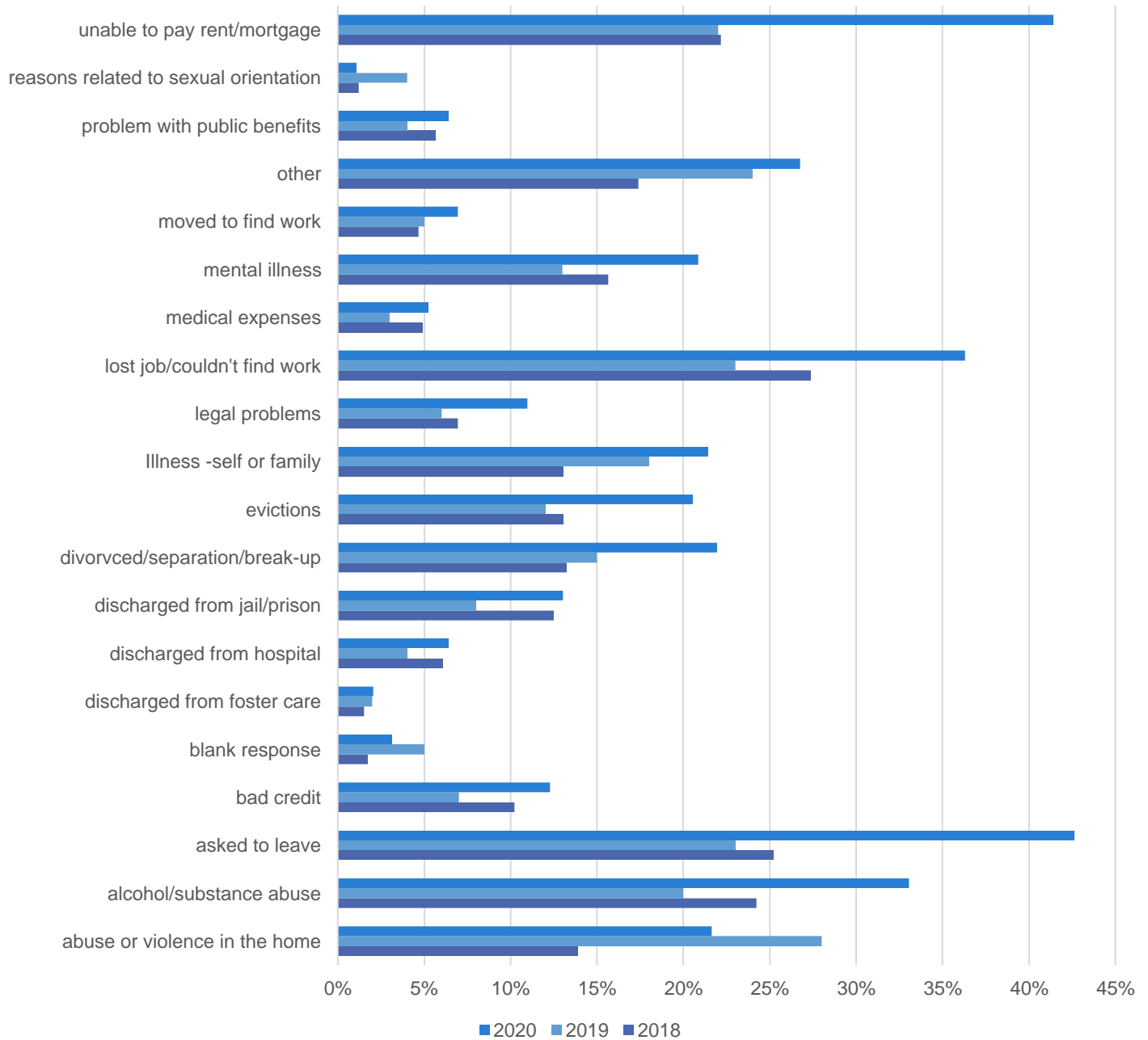
### Causes of Homelessness

When conducting the PIT count, some communities ask additional supplemental questions along with the HUD required demographic and subpopulation data points. In Stanislaus County, capturing “reasons for homelessness” has been a standard addition for the past several years allowing for a year-by-year comparison. From 2018-2020, the top reasons people identified as causing their homelessness were: abuse or violence in the home, alcohol/substance abuse, lost job/couldn’t find work, unable to pay rent/mortgage, and being asked to leave their home. The “other” category has also consistently ranked as a top reason. An exploration of the raw data reveals that many answers in this category relate to the death of a family member or housing that was lost due to factors out of a person’s control, like a fire, owner move-in, or potential Ellis Act eviction<sup>41</sup>.

<sup>40</sup> Note that the “Race and Ethnicity” comparison chart does not add up to 100% for each category because White and Hispanic are shown in a singular comparison, rather than separating out race and ethnicity as categorized on the Census and within HMIS data standards.

<sup>41</sup> The Ellis Act is a California state law enacted in 1985 that allows landlords to evict residential tenants in particular scenarios where they “go out of the rental business.”

## Reasons for Homelessness



On the survey and a number of interviews and focus groups, respondents were asked what they identified as the primary reason people become homeless in Stanislaus County. Of the 1,021 survey takers, 898 responded to this question. Answers sometimes varied by respondent population. Please see below for the survey responses from few historically underserved populations<sup>42</sup> and people with lived experience of homelessness.

<sup>42</sup> Historically underserved populations are defined in this document as populations who have historically not received equitable allocations of resources or equal treatment in the homeless system of care and larger community. Typically, these populations include but are not limited to: Black, Indigenous, and People of Color (BIPOC), aging adults, LGBTQI+ persons, immigrants, persons who are non-English speakers or have limited English proficiency, people who have been incarcerated or have had involvement with the criminal justice system, youth, people with disabilities, families with children, domestic violence survivors, and chronically homeless persons.



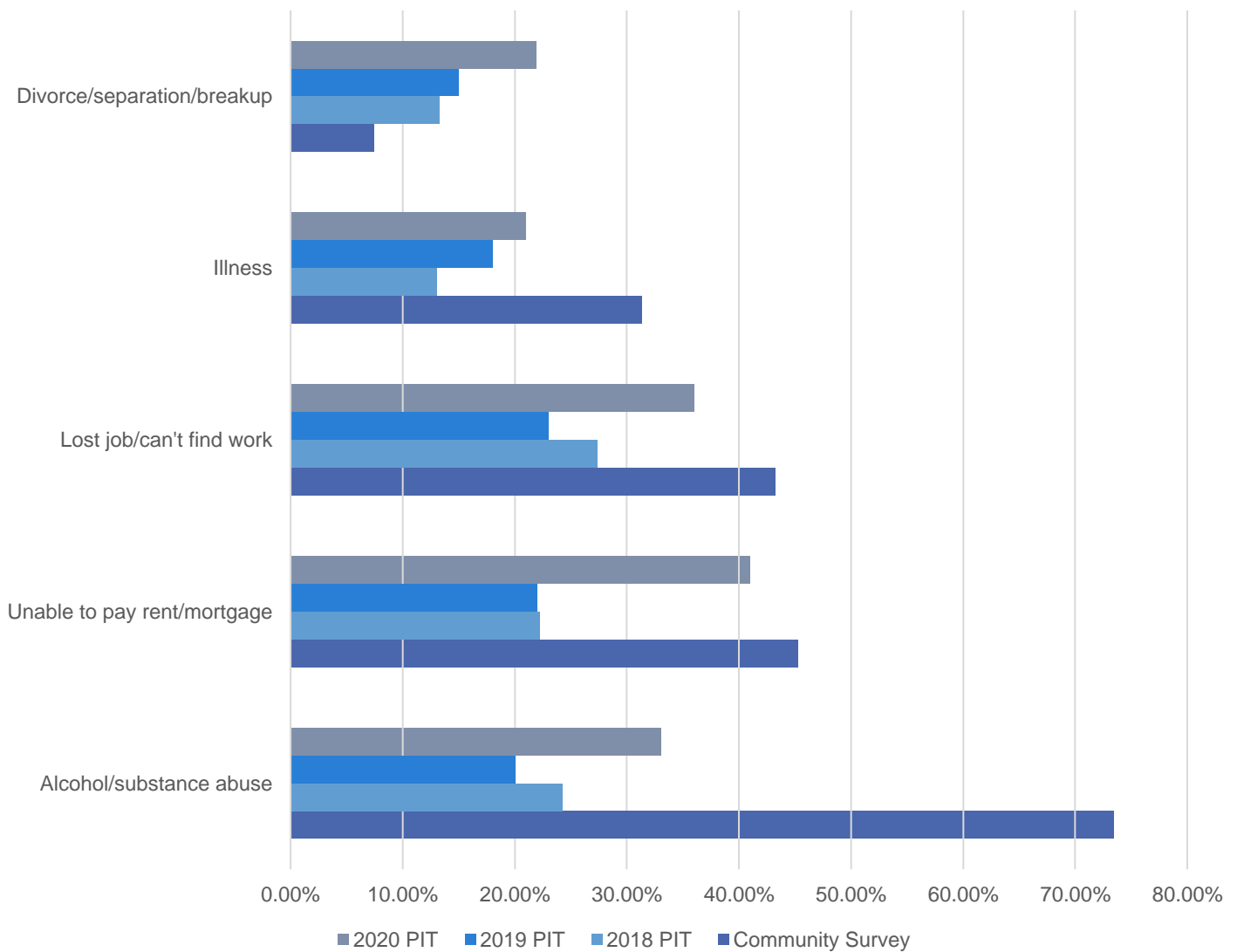
However, a majority of those interviewed and who responded to this question on the community survey identified the top three primary reasons for homelessness as:

- Alcohol and substance abuse
- People are unable to pay their rent or mortgage
- People have lost jobs/can't find work

Notably, individuals with lived experience of homelessness or housing insecurity similarly noted these three top reasons for homelessness but identified the top cause as unable to pay rent or mortgage. See more details on responses from those with lived experience in the Feedback from People with Lived Experience of Homelessness section below.

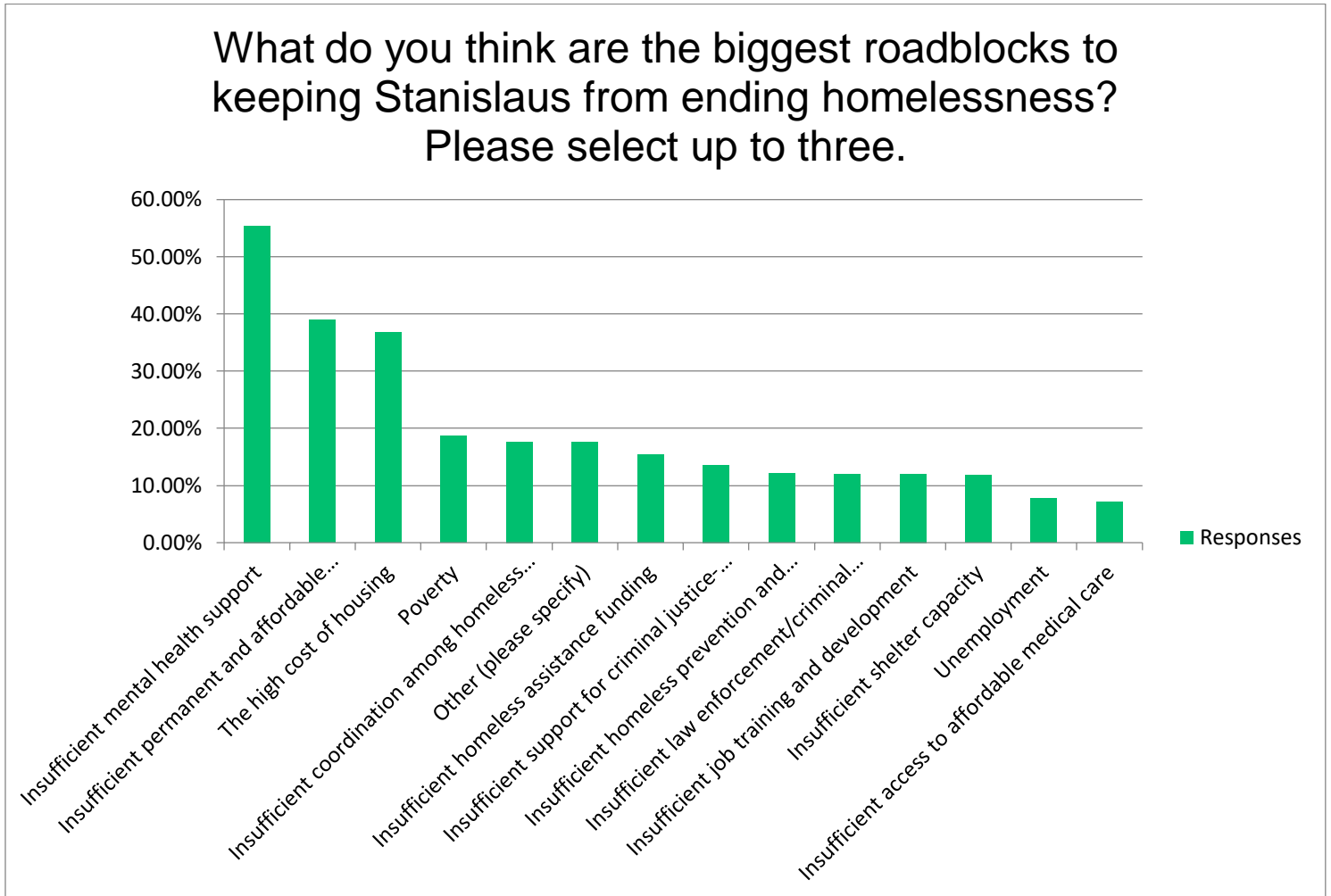
In comparison to PIT survey results, the top three responses to causes of homelessness from survey results mostly mirror the PIT survey responses, with the exception that abuse or violence in the home and being asked to leave are consistently marked as reasons for homelessness in PIT surveys.

Causes of Homelessness Comparison



## Biggest Roadblocks to Ending Homelessness

Survey takers were asked to identify the biggest roadblocks to keeping Stanislaus from ending homelessness. Of the 1,021 survey takers, 797 responded to this question. These respondents identified insufficient mental health supports, insufficient permanent and affordable housing, and the high cost of housing as the top three roadblocks. See chart below.



Similarly, in a majority of the feedback sessions insufficient mental health support as well as lack of permanent housing were the top barriers identified with the addition of substance abuse.

## Highest Priorities for Community Funding

Survey takers and interviewees were also asked to identify the highest priorities for community funding. Of the 1,021 respondents to the survey, 796 answered this question. Unsurprisingly given the barriers to addressing homelessness and causes of homelessness identified, survey respondents identified the top priorities (ranked in order) as follows:

Priority Category	Percentage of Survey Respondents that Identified This Priority Category as a High Priority for Funding
-------------------	--

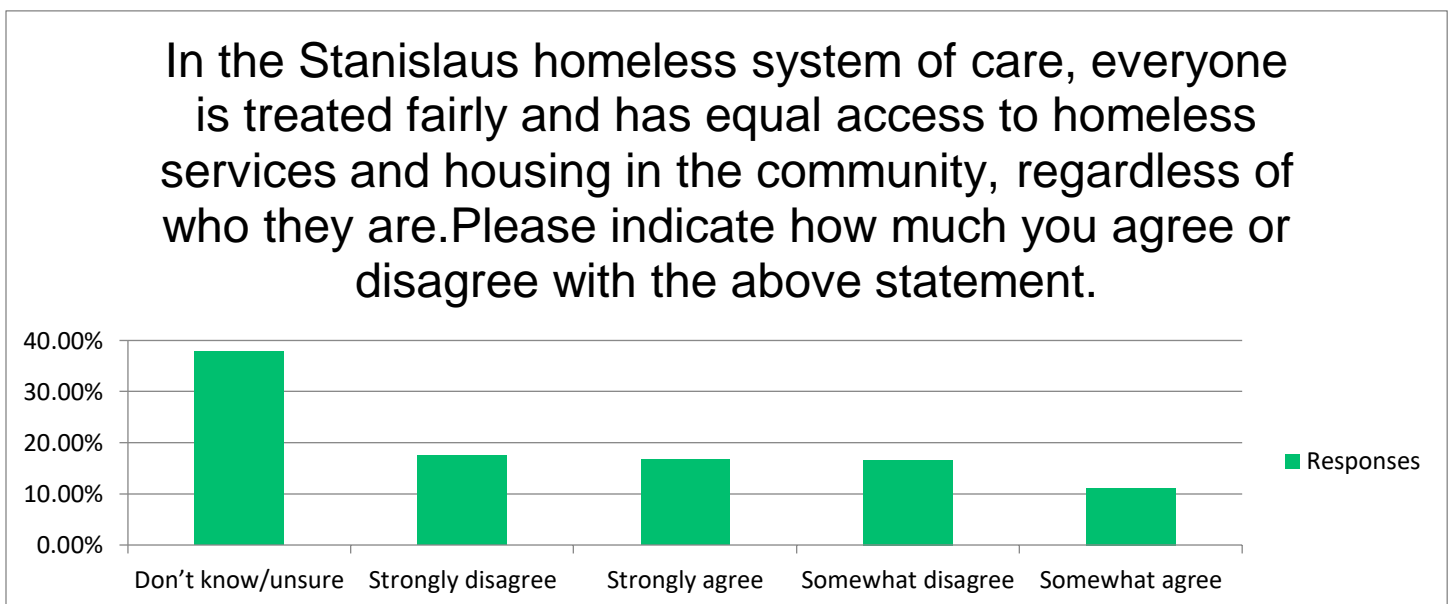
Mental Health Support	54.15%
Substance Abuse Treatment	47.36%
Housing designated for people experiencing homelessness	39.94%
Housing for low- and moderate-income people	37.43%
Permanent supportive housing (long-term housing with intensive case management)	37.31%

Similarly, in a majority of the feedback sessions, top priorities for community funding included mental health support, substance abuse treatment and permanent housing. Community members made numerous suggestions to align supportive services, case management, and addiction treatment many of which are outlined in Goal 2 below.

Contextualizing this perception and prioritization of behavioral health services needs with data, however, it is important to note that although a large number of people in the community identified mental health support and substance abuse treatment as the highest priorities for funding, the total proportion of unhoused people identified in the PIT Count as experiencing a substance use disorder is only 19%, and adults identified with serious mental illness represent 18% of the total population of homeless individuals.

### Community Perceptions of Equity in the System of Care

Survey takers were asked whether in the Stanislaus homeless system of care, everyone is treated fairly and has equal access to homeless services and housing in the community, regardless of who they are. Of the 1,021 survey takers, 769 responded to this question. A majority of these respondents stated that they didn't know or weren't sure of the answer to the question and the second largest majority of respondents strongly disagreed that everyone is treated fairly and has equal access to homeless services. An almost equal number of respondents either somewhat disagreed or strongly agreed with the statement.



Responses from historically underserved subpopulations are detailed below in the Gaps and Recommendations Identified by Historically Underserved Subpopulations Section. Of note, a majority trans/non-binary/gender-non-conforming and Black or African American respondents either strongly disagreed or somewhat disagreed with the statement above.

Similarly, in feedback sessions with providers, those with lived experience and other stakeholders, a significant number of respondents stated that they think there are certain populations that the homeless system of care is not effectively making connections or outreach to. Specifically, many providers and stakeholders mentioned that the homeless system of care has more limited connections and effective outreach for Hispanic and Latinx populations and non-English speaking persons. Several providers also mentioned that LGBTQI+ populations do not feel comfortable and safe accessing services, shelter, and housing in the community because they feel they will be discriminated against. Further, some providers also mentioned that they believed having a more diverse staff would help with better outreach and services to Black, Indigenous, and other People of Color in the community experiencing homelessness. Best practices to make the homeless system of care more equitable and inclusive are detailed in Goal 3, below.

## **Gaps and Recommendations Identified by Geographic Area**

In order to address the specific concerns and needs of cities and unincorporated area within the county to address homelessness, community feedback was requested from each local government and community by interviewing providers, as well as local government officials and members of the public at city council meetings. In addition, feedback collected by the community survey was analyzed by where respondents lived to get a better picture of the concerns, priorities, and resources that exist in each area and existing data specific to each area was analyzed. Finally, plan drafters received feedback from the Stanislaus County Chief Executive's Office (CEO) and other County leadership to understand county-wide concerns.

The following sections outline feedback received from residents and representatives of different geographic areas throughout the county and County officials. The number of people experiencing homelessness in each area is identified by the point in time (PIT) count. Please note this represents only a snapshot of people experiencing homelessness on a single night of the year. Other data from the homeless management information system presents a more robust view as discussed in sections above.

### **Ceres**

The City of Ceres, with a population of 48,214 (2019)<sup>43</sup>, is home to 29 people experiencing sheltered and unsheltered homelessness, according to the 2020 PIT county. Residents from Ceres represented 4.01% of community survey takers. In addition, feedback on homelessness was provided by the Mayor of Ceres and other City Council members.

### **Barriers to Addressing Homelessness**

The biggest barriers to addressing homelessness were identified by Ceres community members as high cost of housing, insufficient mental health support, and lack of permanent affordable housing. Community members also identified the high need for mental health and substance abuse treatment outreach to the area. Stakeholders explained that more data from the County is needed to assess how many people are experiencing homelessness in Ceres so the city can more accurately identified the needs that exist. Some stakeholders also identified wanting stronger partnerships with the County to receive this much-needed data and to monitor the number of people experiencing homelessness in the area and their needs.

### **Strategies to Address Homelessness**

Residents recommended that if there is funding available to address homelessness it should be used for housing for people experiencing homelessness, mental health support, and housing for low and moderate-income people. Community stakeholders also identified that it is important to deal with each situation where someone is experiencing homelessness independently and that enforcement may be necessary.

---

<sup>43</sup> All population estimates per city are based on 2019 U.S. Census Bureau population estimates.

## County: County Department Directors and CEO

The Stanislaus County CEO staff provides leadership and management of County government including management of resources, long-range financial planning, personnel and employee relations, capital projects and organizational planning. The office and its staff, along with other key County divisions like the Planning and Community Development Department and Community Services Agency (CSA), are also involved in planning and implementing interventions to address homelessness and supporting the efforts of localities to address homelessness within Stanislaus County. On May 12, 2021, feedback was provided to plan drafters by the County officials and leadership.

### Barriers to Addressing Homelessness

The biggest barriers to addressing homelessness identified by County officials were a lack of available housing paired with consistently increasing housing prices, a lack of sufficient case management, outreach resources, and system navigation support for unhoused populations, and increasing substance abuse and mental health issues across the community. In addition, County officials also noted concerns about the need to ensure that leadership in the homeless system of care has the power to make decisions about and align homeless assistance funds. Further, rental applications and their cost, as well as concerns that some landlords may not be willing to rent properties at the quality standards required by homeless assistance programs, and the need for ongoing as opposed to one time funding from the state were also identified as barriers.

### Strategies to Address Homelessness

County officials identified high priorities for funding as increasing outreach, case management, and available housing units. In addition, officials noted having a comprehensive list of available housing units would assist the community in accurately identifying availability and need. Further, officials also noted that there is a need for shelter operating funds, transitional housing, permanent supportive housing support, and funds for homeless prevention as well as support for satellite/hub and spoke services across the county.

## Hughson

The City of Hughson, with a population of 7,460 (2019), is home to approximately 1 unhoused person according to the 2019 PIT count. Residents from Hughson represented the third largest city response to the community survey, accounting for 4.73% of survey takers.

### Barriers to Addressing Homelessness

The two biggest roadblocks to addressing homelessness were identified by Hughson residents as insufficient mental health support and the high cost of housing. Community members also noted that there is a lack of support and prevention services for young people. These services are needed before people begin patterns of substance use.

### Strategies to Address Homelessness

Hughson residents further identified the two highest priorities for community funding as being substance abuse treatment and mental health support. Residents also noted that housing designated for people experiencing homelessness is needed in the community and that facilities or initiatives that would make a significant impact for people experiencing homelessness are a women/children's shelter, homeless to work initiatives, and day centers.

## Modesto

The City of Modesto, with a population of approximately 212,616 (2019,) is home to 1,592 people experiencing sheltered and unsheltered homelessness, according to the 2020 PIT Count. Residents of Modesto comprised 63.89% of survey respondents. In addition, feedback on homelessness was provided by City Council members and members of the public on April 5, 2021.

### Barriers to Addressing Homelessness

The two biggest roadblocks to addressing homelessness were identified by Modesto community members as insufficient mental health support and the high cost of housing. Further, stakeholders in Modesto identified several distinct gaps in housing or services to people experiencing homelessness including limited resources

for mentally ill children, difficulty engaging people to stay in shelters and access services, lack of long-term rehabilitation services, and insufficient temporary housing to get people off the streets immediately.

### **Strategies to Address Homelessness**

Residents recommended that if there is funding available to address homelessness it should be used for mental health support and permanent supportive housing (long-term housing with intensive case management) for people experiencing homelessness. Community members also identified several targeted solutions to addressing homelessness including public resources to show shelter and housing bed availability (i.e., a live app accessible to clients and providers), pursuing existing land for development, maintaining a map of available land for development, and addressing NIMBYism through sharing personal stories of homelessness.

### **Newman**

The City of Newman, with a population of 11,317 (2019), is home to approximately 21 people experiencing sheltered and unsheltered homelessness, according to the 2020 PIT count. Residents from Newman represented 0.41% of the community survey takers. In addition, feedback on homelessness was provided to plan drafters by the Newman City Council and members of the public attending the City Council meeting on April 27, 2021.

### **Barriers to Addressing Homelessness**

The two biggest roadblocks to addressing homelessness were identified by Newman residents as insufficient mental health support and insufficient shelter capacity. In addition, stakeholders in Newman identified a lack of available services and supports in the community, lack of effective community protocols for mental health identification and treatment, and a lack of discharge planning and coordination as being additional barriers to effectively addressing homelessness in Newman.

### **Strategies to Address Homelessness**

Newman residents further identified the two highest priorities for community funding as being substance abuse treatment and mental health support. Stakeholders also described other targeted strategies to effectively addressing homelessness in Newman including more coordination of discharge from hospitals and health institutions, intensive structure and support for people with mental illness, better pathways to access services in larger cities like Modesto, and a strong outreach structure to bring services and supports to Newman. In addition, community members stated that they would like to see more City/County employment engagement programs and housing solutions coupled with services, and also recommended having a homeless liaison that could link the smaller cities into what is happening with homelessness, new projects, and funding across the county.

### **Oakdale**

The City of Oakdale, with a population of 22,936 (2019), is home to approximately 36 people experiencing sheltered and unsheltered homelessness, according to the 2020 PIT Count. Residents from Oakdale represented 3.09% of the community survey takers. In addition, feedback on homelessness was provided to plan drafters and the SHA by members of the Oakdale City Council.

### **Barriers to Addressing Homelessness**

The two biggest roadblocks to addressing homelessness were identified by Oakdale residents as insufficient mental health support and the high cost of housing. Community members also noted that criminal records, lost jobs and the cost of healthcare present barriers. Further, Oakdale residents stated that homelessness is often caused by the combination of many of the roadblocks working together.

### **Strategies to Address Homelessness**

Oakdale residents further identified the two highest priorities for community funding as being housing for low- and moderate-income people and housing designated for people experiencing homelessness. Residents also noted that while a congregate shelter would not be a good fit for the community, satellite services and outreach may be a better match. Oakdale community members also noted that women/children's shelter and homeless to work initiatives would have a significant impact on homelessness.



## Patterson

The City of Patterson has a population of 22,066 (2019) and approximately 78 sheltered and unsheltered persons experiencing homelessness, according to the 2020 PIT count. Residents of Patterson represented approximately 0.72% of those who took the community survey. In addition, feedback on homelessness was provided to plan drafters by the Patterson City Council and members of the public attending the City Council meeting on April 20, 2021.

### Barriers to Addressing Homelessness

The biggest barriers to ending homelessness identified were the high cost of housing, insufficient mental health support, and insufficient permanent and affordable housing. Community members also discussed recidivism with the criminal justice system and how challenging it can be for people experiencing homelessness to achieve housing stability. Further, another recent community survey on COVID hardship from the Grayson Neighborhood Council showed that out of 245 survey respondents, 166 were in need of rental assistance and 136 were suffering economic hardship. However overall, the City Council and other community members reported that through the work of Naomi's House and H.O.S.T House, the community was able to offer key services and supports to people experiencing homelessness.

### Strategies to Address Homelessness

Residents and City Council members recommended that if funding is available to address homelessness in Patterson it should be used for job development, substance abuse treatment as well as housing for low and moderate-income people. In addition, community members suggested peer programming, additional transportation for participants to access services outside the city, transitional housing, and more dedicated outreach staff to work with people experiencing homelessness in Patterson.

## Riverbank

The City of Riverbank, with a population of 24,482 (2019), is home to approximately 26 persons experiencing sheltered and unsheltered homelessness, according to the 2020 PIT count. Residents from Riverbank represented 3.91% of the community survey takers. In addition, feedback on homelessness was provided to plan drafters by the Riverbank City Council and members of the public attending the City Council meeting on March 23, 2021.

### Barriers to Addressing Homelessness

Community members identified that substance abuse, insufficient mental health support and lack of permanent affordable housing paired with high cost of living represent significant barriers to addressing homelessness in Riverbank. Further stakeholders explained that there is motivation in Riverbank to work with the County, SHA, and others to address homelessness in the area but that these partnerships have not been accessible. Riverbank would like to see more funds available in their area to provide outreach and supports to people experiencing homelessness and stated that they have been overlooked when it comes to project and service development for people experiencing homelessness. With more support, Riverbank stakeholders believe they can make a significant impact on homelessness in the area.

### Strategies to Address Homelessness

Community members in Riverbank identified the highest priorities for community funding as mental health support, housing for people experiencing homelessness, and permanent supportive housing. Stakeholders further identified other targeted strategies to addressing homelessness including funding dedicated to identifying people experiencing chronic homelessness and then starting a [Host House](#)-type program, employment training and workforce development partnerships (ex. Opportunity Stanislaus), permanent supportive housing and housing first programs with wrap-around services, transitional housing, and access to services that can get unhoused people document ready (e.g. obtaining ID cards, social security cards, etc.).

## Turlock

The City of Turlock, with a population of approximately 72,904 (2019), represents one of the larger cities in the area and has approximately 232 sheltered and unsheltered people experiencing homelessness according to the 2020 PIT count. Residents from Turlock represented about 11.2% of the total community survey responses and a number of homeless service/housing providers participate in the provider focus groups. The city has a

number of homeless and community-based services that support people experiencing homelessness and those at risk, including but not limited to We Care Program Turlock, United Samaritans foundation, Turlock Gospel Mission and a Haven Women’s Center of Stanislaus location. Community members and stakeholders from Turlock are active in working to address homelessness and are in the process of drafting a City-specific plans to address homelessness.

### **Barriers to Addressing Homelessness**

Barriers to effectively addressing homelessness identified by community survey takers from Turlock included substance abuse and addiction, and insufficient mental health support. Further, community members also discussed the impact of homelessness on people’s businesses and property and expressed general concern and motivation to continue engaging leadership in addressing the issue of homelessness in Turlock.

### **Strategies to Address Homelessness**

The top priority for community funding identified by people living in Turlock on the community survey was mental health support, housing for people experiencing homelessness and housing for low- and moderate-income people.

### **Unincorporated Areas**

Unincorporated areas in Stanislaus County are represented by the Municipal Advisory Councils (MACs). The County Board of Supervisors established MACs throughout the unincorporated area to advise the Board on various matters. Stanislaus County has nine MACs: Knights Ferry, Denair, Empire, Hickman, Keyes, Salida, South Modesto, Valley Home, and Wood Colony.

Residents from unincorporated areas in the county represented 4.22% of the community survey takers. In addition, feedback on homelessness was provided to plan drafters by MAC representatives at a meeting on March 8, 2021.

### **Barriers to Addressing Homelessness**

The two biggest roadblocks to addressing homelessness were identified by residents of unincorporated areas as insufficient mental health support and the high cost of housing. Community members also noted that while there is some outreach and services accessible to unincorporated areas, the outreach is not as robust as it needs to be to effectively engage people experiencing homelessness in these areas. Stakeholders also expressed that a more comprehensive awareness of the resources that exist is needed, with points of contact in the system of care, and that many residents have concerns about individuals camping or living in abandoned properties.

### **Strategies to Address Homelessness**

Unincorporated area residents further identified the two highest priorities for community funding as being substance abuse treatment and permanent supportive housing. Residents also emphasized that housing, including both permanent and transitional housing is key, and noted that innovative housing solutions to homelessness are required for effectively addressing homelessness (shared housing, tiny homes). Further stakeholders explained that resources that encouraged housing stability are also necessary.

### **Waterford**

The City of Waterford, with a population of 8,877 (2019), is home to approximately 6 people experiencing sheltered and unsheltered homelessness, according to the 2020 PIT Count. Residents from Waterford represented 1.23% of the community survey takers. In addition, feedback on homelessness was provided to plan drafters by the Waterford City Council and members of the public attending the City Council meeting on March 18, 2021.

### **Barriers to Addressing Homelessness**

The two biggest roadblocks to addressing homelessness were identified by Waterford residents as the high cost of housing and insufficient permanent and affordable housing. In addition, stakeholders in Waterford identified lack of case management and support for drug use and mental health, high case manager-client ratios, barriers to transportation to access services, lack of prevention services and services for single adults



as well as a lack of knowledge among the community and people experiencing homelessness on what services exist in the community.

### **Strategies to Address Homelessness**

Community members in Waterford also identified the two highest priorities for community funding as being housing for low and moderate-income people and job development. Stakeholders further identified other targeted strategies to effectively addressing homelessness in Waterford, including affordable housing for low and moderate-income people, job development, drug addiction treatment, mental health wrap around services, life skills/training, and transitional housing using a housing first model.

## Quick View of Feedback by Geographic Area

Geographic Area	Identified Causes of Homelessness	Identified Barriers to Addressing Homelessness and Gaps in Resources	Identified Solutions
<b>Ceres</b>	<ul style="list-style-type: none"> <li>Alcohol and substance abuse</li> <li>People are unable to pay rent or mortgage</li> <li>Lack of jobs/employment</li> </ul>	<ul style="list-style-type: none"> <li>High cost of housing</li> <li>Insufficient mental health support</li> <li>Lack of permanent affordable housing</li> </ul>	<ul style="list-style-type: none"> <li>Housing for people experiencing homelessness</li> <li>Mental health support</li> <li>Housing for low and moderate-income people</li> <li>Dealing with each situation and person independently and enforcement</li> </ul>
<b>County</b>	<ul style="list-style-type: none"> <li>Substance abuse and mental health</li> <li>Lack of affordable housing</li> <li>Aging adults cannot afford rent because they are on fixed income</li> </ul>	<ul style="list-style-type: none"> <li>Lack of available housing inventory</li> <li>Lack of case management services and system navigation support</li> <li>Lack of governance within the homeless system of care leadership to make strategic funding decisions or align multiple sources</li> </ul>	<ul style="list-style-type: none"> <li>Increased case management and outreach supports across the county, including substance abuse navigation services</li> <li>More housing units, including transitional housing and permanent supportive housing</li> <li>Homeless prevention support</li> </ul>
<b>Hughson</b>	<ul style="list-style-type: none"> <li>Alcohol and substance abuse</li> <li>Lost job/can't find work</li> <li>Being unable to pay rent or mortgage</li> </ul>	<ul style="list-style-type: none"> <li>Insufficient mental health support</li> <li>The high cost of housing</li> <li>Insufficient homeless assistance funding</li> </ul>	<ul style="list-style-type: none"> <li>Mental health support</li> <li>Substance abuse treatment</li> <li>Housing designated for people experiencing homelessness</li> </ul>

---

**Modesto**

- Mental illness
- Addiction
- Lack of affordable housing
- Unwillingness of community to support shelter or housing projects (e.g. “Not in my back yard” or NIMBYism attitudes)
- Lack of mental health support and limited resources for mentally ill children
- Difficulty engaging people to stay in shelters and access services
- Absence of long-term rehabilitation services
- Absence of temporary housing to get people off the streets immediately
- Public resource to show bed availability
- Pursue existing land for development
- Maintain map of available land for development
- Addressing NIMBYism through sharing person stories

---

**Newman**

- Alcohol and substance abuse
- Illness
- Mental illness leading to interactions with the criminal justice system
- Insufficient mental health support
- Insufficient shelter capacity
- Lack of available services and supports in the community
- Better coordination of discharge from hospitals and health institutions
- Intensive structure and support for people with mental illness
- Better pathways and outreach to access services in larger cities like Modesto
- City/County employment engagement programs

---

**Oakdale**

- Alcohol substance abuse
- Cost of living
- Unable to pay rent or mortgage
- Insufficient mental health support
- The high cost of housing
- Insufficient permanent and affordable housing
- Housing for low and moderate-income people
- Housing designated for people experiencing homelessness
- Substance abuse treatment
- Satellite services with outreach

---

**Patterson**

- Mental illness
  - Addiction
  - Lack of jobs/employment
  - Lack of housing stability supports
  - Insufficient mental health supports
  - Lack of resources to prevent criminal recidivism
  - Additional beds and services for people experiencing homelessness
  - Additional outreach
  - Transitional housing
  - Peer programming
-

---

## Riverbank

- Substance abuse and mental illness
- Divorce and family separation
- Loss of jobs
- Rising rents, lack of housing and cost of living
- Lack of support and communication from the County to provide homeless assistance
- Insufficient mental health and substance abuse support
- Lack of support for self-sufficiency
- Lack of outreach and services in the area and permanent housing
- Funding to identify people experiencing chronic homelessness and then starting a Host House-type program
- Employment training (ex. Opportunity Stanislaus)
- Permanent supportive housing and housing first programs with wrap-around services
- Workforce development and transitional housing
- Services to get people document ready for housing (ID cards, Social Security cards, etc.)

---

## Turlock

- Alcohol and substance abuse
- People are unable to pay rent or mortgage
- People have lost jobs and can't find work
- Insufficient substance abuse treatment
- Insufficient mental health support
- Insufficient permanent and affordable housing
- Increased mental health support
- Increased access to permanent housing for people experiencing homelessness and those with low to moderate income
- Substance abuse treatment

---

## Unincorporated Areas

- Alcohol substance abuse
  - Lost job/can't find work
  - Unable to pay rent or mortgage
  - Insufficient mental health support
  - The high cost of housing
  - Lack of access to information on homeless resources
  - Substance abuse treatment
  - Permanent supportive housing
  - Innovative housing solutions to homelessness
  - Increased housing stability supports
-

---

## Waterford

- Housing affordability
- Mental health and substance abuse
- Economic issues/eviction
- High cost of housing
- Insufficient permanent and affordable housing
- Lack of case management for substance abuse and mental health
- Affordable housing for low- and moderate-income people
- Job development
- Drug addiction treatment and mental health services with wrap around services and life skills/training
- Transitional housing using a housing first model

---

## Feedback from People with Lived Experience of Homelessness

Of the total number of survey respondents, 13.51% of respondents identified as being currently or formerly homeless or housing insecure. In addition, 55.65% of respondents stated that they or someone they knew had experienced homelessness in Stanislaus County. Best practices and years of research indicate that the policy and planning are best shaped by the opinions, perspectives, and experiences of those that the policy or plan affects. Thus, it is vital to closely assess feedback from people with lived experience of being homeless and at risk of homelessness to craft workable solutions to address homelessness in the community. Below are highlights from this feedback received by the community survey.

### Gaps Identification and Resource Allocation Recommendations

- On the community survey, people with lived experience of homelessness stated that the top two biggest roadblocks to addressing homelessness in Stanislaus were high cost of housing and insufficient permanent and affordable housing.
- People with lived experience of homelessness stated that the highest priorities for community funding to address homelessness were housing designated for people experiencing homelessness, housing for low- and moderate-income people, and permanent supportive housing.

### Perceptions of System Equity

- A majority of people with lived experience of homelessness who took the community survey strongly disagreed with the statement that, “in the Stanislaus homeless system of care, everyone is treated fairly and has equal access to homeless services and housing in the community, regardless of who they are,” while 20.54% somewhat disagreed and 19.64% did not know or were not sure.
- A majority of people with lived experience of homelessness who took the survey also stated that the following groups are a high priority for more attention in the homeless response system: people with disabilities, children and families, low-income employed, chronically homeless, seniors, domestic violence survivors, and people with addiction issues.

### Gaps and Recommendations Identified by Historically Underserved Subpopulations

A number of responses differed between some historically underserved subpopulations and the majority of survey responses. This was especially apparent in responses to questions regarding system equity and resource allocation recommendations. Highlights from three such historically underserved subpopulations are identified below:

#### Black or African American Respondents

Of the total number of survey respondents, 1.89% identified as Black or African American.

### **Gaps Identification and Resource Allocation Recommendations**

- Black or African American respondents stated that the top two biggest roadblocks to addressing homelessness in Stanislaus were high cost of housing and insufficient permanent supportive housing.
- Black or African American respondents stated that the highest priorities for community funding to address homelessness were housing designated for people experiencing homelessness, permanent supportive housing, and housing for low and moderate-income people.

### **Perceptions of System Equity**

- A majority of Black or African American respondents strongly disagreed with the statement that, “in the Stanislaus homeless system of care, everyone is treated fairly and has equal access to homeless services and housing in the community, regardless of who they are,” while 14.29% somewhat disagreed and 14.29% did not know or were not sure.
- Black or African American respondents stated that the following groups are a high priority for more attention in the homeless response system: children and families, people of color, chronically homeless, low-income employed, seniors, DV survivors, people with addiction issues and people with disabilities. Of these groups, the top two highest priority groups were identified by Black or African American respondents as people of color and people with disabilities.

### **Hispanic & Latinx Respondents**

Of the total number of survey respondents, 17.52% identified as Hispanic or Latinx.

### **Gaps Identification and Resource Allocation Recommendations**

- Hispanic or Latinx respondents stated that the top two biggest roadblocks to addressing homelessness in Stanislaus were insufficient mental health support and insufficient permanent and affordable housing.
- Hispanic or Latinx respondents stated that the highest priorities for community funding to address homelessness were housing designated for people experiencing homelessness, permanent supportive housing, and housing for low and moderate-income people.

### **Perceptions of System Equity**

- A majority of Hispanic or Latinx respondents did not know or were not sure of the statement that, “in the Stanislaus homeless system of care, everyone is treated fairly and has equal access to homeless services and housing in the community, regardless of who they are,” while 22.76% strongly disagreed and 19.51% somewhat disagreed.
- Hispanic or Latinx respondents stated that the following groups are a high priority for more attention in the homeless response system: children and families, low-income employed, people with disabilities, chronically homeless, seniors and people with addition issues. Of these groups, the top two highest priority groups were identified by Hispanic or Latinx respondents as families and children and people with disabilities.

### **Trans/Non-binary/Gender Non-Conforming Respondents**

Of the total number of survey respondents, 1.19% identified as trans /non-binary/gender non-conforming. Responses from trans /non-binary/gender non-conforming survey takers included the following highlights:

### **Gaps Identification and Resource Allocation Recommendations**

- Trans /non-binary/gender non-conforming respondents stated that the top two biggest roadblocks to addressing homelessness in Stanislaus is insufficient homeless assistance funding and insufficient permanent and affordable housing.
- Trans /non-binary/gender non-conforming respondents stated that highest priorities for community funding to address homelessness were housing designated for people experiencing homelessness, permanent supportive housing, and housing for low and moderate-income people.

### **Perceptions of System Equity**

- A majority of trans /non-binary/gender non-conforming respondents somewhat disagreed with the statement that, “in the Stanislaus homeless system of care, everyone is treated fairly and has equal access to homeless services and housing in the community, regardless of who they are,” and 20% strongly disagreed.
- Trans /non-binary/gender non-conforming stated that the following groups are a high priority for more attention in the homeless response system: children and families, LGBTQI+, people of color, chronically homeless, low-income employed, seniors, DV survivors, people with addiction issues and people with disabilities. Of these groups, the top two highest priority groups were identified by trans /non-binary/gender non-conforming respondents as low-income employed persons and LGTBQI+ populations.

# SYSTEMWIDE RECOMMENDED GOALS

From the community feedback, data and reports, and gaps in the system identified, as well as an analysis of existing resources and system in the community, the following goals, strategies and action steps were drafted. These goals, strategies and actions steps are recommended to be implemented over a five-year period. Please note the goals, strategies and action steps are not mandatory but instead present community-sourced recommendations to address homelessness in Stanislaus County that may be adapted to meet changing circumstances and funding resources. Further, these goals are not listed in order of priority. Each represents an essential component to successfully address homelessness in the community.

## **Goal 1: Increase availability of permanent housing for people experiencing homelessness**

### **1.1 Strategy: Streamline and coordinate support for community development projects to create permanent housing for people experiencing homelessness**

#### **Action Steps:**

- Establish a Housing Committee consisting of local developers, providers, CoC members, relevant Planning and/or Building Department staff, individuals with lived experience of homelessness, and other relevant stakeholders to identify and track potential funding streams, and explore public/private partnerships to expand housing options
  - Organize and coordinate around related funding and planning efforts, particularly across jurisdictions and interconnected systems through the Consolidated and Mental Health Services Act plans
  - Conduct a housing needs assessment that expands on requirements set forth in the Housing Element and Regional Housing Needs Assessment (RHNA) and the Annual Progress Reports (APR) to include:
    - Housing availability impact on special populations such as seniors or those on fixed incomes, children aging out of foster care, people with disabilities, recently released convicts, and farm workers
  - Review HCD's Excess State Sites and Surplus Local Land Maps to identify potential locations to pursue affordable housing development
- Conduct centralized outreach that includes increased focus on developer recruitment for permanent housing projects
  - Create a coordinated fiscal infrastructure for development partnerships with community development corporations
  - Maintain a countywide list of vacant land that could be used for development and ensure this list is accessible to all agencies and local jurisdictions
  - Identify housing developer relationships outside of standard players and financial institutions
  - Continue community partnerships with the Housing Authority for future development projects to leverage development expertise
- Expand focus on development of permanent supportive housing with a high level of supportive services for residents
- Work with city staff, including local planning departments and elected leadership, to identify potential locations and build community support for new housing sites
  - Ensure review of HCD's excess state sites map, surplus local land map, and site check tool when identifying locations for affordable housing development
- Expand locally dedicated resources to provide fund matching for new state and federal opportunities



- Identify local homelessness-related funding supplemented by recent federal stimulus packages that can be redirected to provide additional local matching leverage
- Encourage and support local government structures to create financial incentives for both private and nonprofit developers, locally
- Explore if local zoning codes are currently taking advantage of changes in state laws to support development of accessory and junior accessory dwelling units
- Identify opportunities to coordinate and leverage pre-development funds to incentivize nonprofit developers who are less likely to have capital reserves available for upfront costs
- Monitor and advocate for local and state legislation for changes in zoning laws to facilitate development
- Continue to identify other innovative solutions to permanent housing

**1.2 Strategy: Use innovative strategies to convert existing building stock (i.e. hotels, motels, existing structures) into permanent housing for people experiencing homelessness**

**Action Steps:**

- Maintain countywide resource identifying existing properties for conversion
- Provide outreach to all cities throughout the county as well as the Municipal Advisory Council to identify interest and support in new permanent housing development projects
- Designate a liaison to make regular announcements about funding opportunities and resources to support conversion at City Council and Municipal Advisory Council meetings
- Maintain a resource library or hotel/motel conversion toolkit that can be used by all cities/organizations interested in conversion projects
  - Ensure the toolkit contains guidance for dealing with community resistance
  - Ensure the toolkit contains guidance around federal and state development requirements
  - Ensure the toolkit contains budget recommendations that includes a budget for supportive service and case management staff
- Make regular presentations to the CSoC and larger community on successful conversion projects and processes
- Explore if local zoning codes are currently taking advantage of changes in state laws to support development of accessory and junior accessory dwelling units

**1.3 Strategy: Address “not in my backyard” (NIMBY) resistance to development of new permanent housing for people experiencing homeless**

**Action Steps:**

- Create a social marketing media campaign to address stereotypes about people experiencing homelessness and how new housing developments for this population will affect neighborhoods
- Create opportunities for people experiencing homelessness to share their personal stories
- Ensure homeless system of care representatives can provide support and expertise at City Council or other local meetings where community members express concern for development projects
- Develop community engagement toolkit detailing suggested engagement process, resources, and best practices for systemwide use
- Greatly expand community outreach and engagement for upcoming Housing Needs Assessment and set geographic and demographic engagement metrics

**1.4 Strategy: Increase pool of participating landlords and explore landlord engagement and risk mitigation strategies**

**Action Steps:**

- Creation of a communitywide centralized landlord engagement list and system
  - Centralize and coordinate outreach system to landlords

- Hire staff with expertise in real estate and making connections with property owners
- Dedicate funds to housing specialists to create new housing inventory
- Designate funding to retain housing navigators that work across the system to support clients through the system and become document ready for housing
- Include support line for landlords to call with concerns about clients who are placed into units through coordinated entry/homeless system of care
- Create a manage a communitywide landlord mitigation fund
- Explore universal rental application options
- Endorse and support, when allowable, any local efforts to pass renter’s choice legislation (e.g. ordinances requiring that landlords allow renters to choose between paying a security deposit or purchasing a cheaper security deposit insurance plan)
- Increase available training on sales techniques to increase landlord engagement at the provider level while system is transitioning to a more centralized framework
- Host a housing/tenant fair and invite potential landlords to meet clients and get questions answered for streamlined housing placement; highlight a client/landlord success story at such an event and in other outreach materials
- Utilize landlord testimonials whenever possible highlighting benefits, such as rent paid consistently and on time, the reliability of external support if issues arise, and risk mitigation as back-up for damages if they are to occur
- Undertake an outreach and communications campaign to support landlords in understanding the benefits of partnership and risk mitigation approaches
- Train all staff on new funding sources and eligible funds for landlord incentives or landlord mitigation funds
- Create a comprehensive list of funding sources that allow landlord incentive costs
- Conduct education campaign with housing navigators, locators, case managers, and clients around California’s new Source of Income Discrimination Law<sup>44</sup> that prevents landlords from discriminating tenant selection based on the source of the rent payment

### **1.5 Strategy: Support and build capacity for shared housing programs**

#### **Action Steps:**

- Identify community organizations willing to take ownership of and push forward shared housing projects
- Focus initial shared housing efforts on certain subpopulation populations, including single adults, seniors, and youth
- Create toolkits for programs to use when approaching landlords about shared housing (template leasing, roommate matching etc.)
- Educate and promote shared housing as an effective communitywide tool to create more permanent housing opportunities

### **1.6 Strategy: Explore opportunities to create more permanent housing for survivors of domestic violence**

#### **Action Steps:**

- Support victims service providers and others to apply for additional funds available to create additional permanent housing and supports survivors of domestic violence
- Increase community understanding that domestic violence includes dating violence, sexual assault, stalking, and other dangerous or life-threatening conditions that relate to violence against an individual/family member that makes them afraid to return to their primary nighttime residence

---

<sup>44</sup> As of January 1, 2020, California Senate Bill 329 prevents landlords or residential rental housing providers from discriminating based on the source of income. It further defines the term “source of income” to mean verifiable income paid directly to a tenant or to a representative of a tenant, or paid to a housing owner or landlord on behalf of a tenant, including federal, state, or local public assistance and housing subsidies, as specified.

- Engage victims service providers and those with lived experience of domestic violence in the homeless system of care governance structure processes and decision-making
- Continue to review and monitor data regarding causes of homelessness to assess allocation of resources to this population

## **Goal 2: Increase access to and availability of mental health, substance abuse treatment, and other supportive services to increase housing stability and well-being in the community**

### **2.1 Strategy: Expand case management and supportive services to assist people experiencing homelessness to increase housing placements and housing stability communitywide**

#### **Action Steps:**

- Design a countywide case management and supportive service framework to support people across the housing continuum (from entry to the homeless system of care to housing and beyond)
  - Design centralized mental health assessment process for all participants in need, not just those with serious mental illness
  - Create financial strategy to support expansion of case management, supportive services, and housing stability support County-wide
    - Evaluate all new funding sources to determine if there are opportunities to use funds to support an increase in case management and supportive services across the system of care
    - Develop pools of funding that can be used to support case management
    - Develop by name a list of people with serious mental illness who are experiencing homelessness
    - Increase peer outreach and support to create jobs and meaningful support systems for people experiencing homelessness
  - Increase community capacity for mental health outreach services throughout the entire county, especially to smaller local jurisdictions
  - Ensure that mental health outreach approaches are linked to connecting individuals to permanent housing and support
  - Ensure community education to support the understanding that case management and supportive services are essential to any funding allocation or budgeting process to support the success of clients in temporary subsidy programs and success of the housing first approach, required by many state and federal funding sources
- Provide ongoing trainings and support to individual programs to support effective case management partnerships and any internal administrative or financial changes needed to facilitate additional case management and supportive services in community organizations
- Increase number of community trainings on supportive service and case management strategies available to providers
- Increase supports available for survivors of domestic violence, abuse, and human trafficking, and expand trainings on best practices to support survivors across the community

### **2.2 Strategy: Increase access to low-barrier transitional housing with strong pathways to permanent housing**

#### **Action Steps**

- Dissemination of resources and training to support successful creation and implementation of transitional housing models that lower barriers and provide clear pathways to permanent housing
- Support transitional housing programs to align with principles set forth in [HUD's 2019 Recovery Housing Policy Memo](#) including:

- Program policies and operations that ensure individual rights of privacy, dignity and respect, and freedom from coercion and restraint
- Expected program outcomes that emphasize exits to permanent housing and the development of positive relationships
- Program design is less restrictive than in-patient treatment settings but include 24-hour staff, access to ongoing treatment options, high level of services and support available to be offered by both peers in recovery and professionals, and requires periodic meetings with a case manager;
- In cases of relapse, the program holds the unit of the program participant for up to 90 days so that the program participant can receive other treatment services and retain their housing
- Develop partnerships between CSoC, providers, and property developers interested in providing low-barrier transitional housing across the County that have direct pathways to permanent housing
  - Ensure all transitional housing providers are involved in Coordinated Entry so persons in transitional housing can be assessed and onboarded onto the community queue for permanent housing
  - Develop partnerships with cities to facilitate development of new transitional housing facilities connected with permanent housing

### 2.3 Strategy: Increase availability of voluntary substance abuse treatment programs

#### Action Steps:

- Create and maintain a centralized information source with all substance abuse treatment, recovery, and sober living resources options across the county publicly available and accessible to all homeless service providers
- Engage in community strategic fiscal planning and funding alignment to increase access and opportunities to substance abuse treatment across the entire County without diverting funds from permanent housing for people experiencing homelessness
  - Ensure that state homeless assistance funds and other funding mandated to be aligned with housing first principles are not used for this purpose while identifying other grant opportunities that allow for substance abuse treatment (e.g. SAMSHA, MHSA) and recovery or sober living environments
  - Respond to community need for recovery services that do not have time-limited stays, but instead provide long-term support and services
- Increase linkages from shelter and housing to recovery programs for participants who are interested in receiving substance abuse treatment
- Increase linkages between recovery programs and employment resources
- Increase connections and partnerships between the CSoC and substance abuse treatment providers and provide assistance to substance abuse programs to align with principles set forth in [HUD's 2019 Recovery Housing Policy Memo](#) including:
  - Program participation is self-initiated (there may be exceptions for court-ordered participation) and residents have expressed a preference for living in a housing setting targeted to people in recovery with an abstinence focus
  - There are minimal barriers to entry into programs, so that long periods of sobriety, income requirements, clean criminal records, or clear eviction histories are not required for program entry
  - Along with services to help achieve goals focused on permanent housing placements and stability, and income and employment, programs provide services that align with participants' choice and prioritization of personal goals of sustained recovery and abstinence from substance use
  - Relapse is not treated as an automatic cause for eviction from housing or termination from a program, or to de-prioritize people for housing or services
- Increase community access to low or no cost substance abuse treatment options outside of current Behavioral Health and Recovery Services (BHRS) framework

## **Goal 3: Achieve equity in governance, outreach, provision of services, program participation, and outcomes while improving outreach, care and culturally attuned services to vulnerable and historically underserved subpopulations**

### **3.1 Strategy: Increase diversity and community representation in system of care governance structures**

#### **Action Steps:**

- Create a committee to assess equity of system of care governance structures
  - Ensure that participation on the committee includes outside organizations for accountability (e.g., legal-service providers or other advocacy-based organizations)
  - Perform annual monitoring efforts to ensure equity in representation of system of care governance boards and general membership as well as in the administration of system of care governance board activities
    - These efforts should include assessment of whether board membership represents the racial and ethnic breakdown of the general population as well as those experiencing homelessness
    - These monitoring efforts should also create a yearly report of recommendations and action steps for the subsequent year
  - Ensure that bylaws encourage or mandate a certain percentage of community representation (not providers or local government officials or representatives) on system of care governance boards
  - Provide at least annual trainings on inclusivity, diversity, and racial equity for system of care governance boards

### **3.2 Strategy: Support community to increase capacity for diversity, equity, and inclusion among homeless service and housing providers**

#### **Action Steps:**

- Create training schedule so that the community provides at least annual trainings to homeless service providers on inclusivity, diversity, and racial equity
  - Ensure these trainings are mandatory for, at a minimum, CoC and ESG recipients and subrecipients
  - These trainings should also address how to create a more diverse staff representative of the populations served while adhering to governing anti-discrimination laws and policies

### **3.3 Strategy: Work across the community, governance structures, and stakeholders to increase outreach, engagement, and culturally attuned services to vulnerable and historically underserved populations**

This document identifies, and encourages the community to identify, vulnerable and historically underserved populations including but not limited to: Black, Indigenous, and People of Color (BIPOC), aging adults, LGBTQI+ persons, immigrants, persons who are non-English speakers or have limited English proficiency, people who have been incarcerated or have had involvement with the criminal justice system, youth, people with disabilities, families with children, domestic violence survivors, chronically homeless persons and others. The following action steps focus on some of these communities as examples. However, the community and system of care governance structures should ensure that all vulnerable and historically underserved subpopulations are included in planning discussions considered in allocation of funds, community decision-making and the targeting of essential homeless services and housing opportunities.

#### **Action Steps:**

- Apply best practices to increase care and culturally attuned services to all vulnerable and historically underserved populations
  - Leverage available homeless prevention funds to keep vulnerable populations housed

- Increase diversity and representation of those with lived experience who are part of historically underserved populations on homeless system of care governance boards
  - Increase diversity (e.g. racial, ethnic, culture, geographic location, language(s) spoken, age, sexual orientation, gender etc.) and representation of outreach teams so that outreach staff is representative of the population(s) being served
  - Increase peer support in all housing and service programs
  - Increase diversity and representation of program staff and decision-makers
  - Conduct ongoing diversity, equity, and inclusion training with all homeless system of care governance structures and providers
  - Conduct ongoing training on trauma informed care and cultural competency & humility
- Increase housing opportunities, services, and support to Black, Indigenous, and People of Color (BIPOC) experiencing or at risk of homelessness
    - Provide level setting trainings for the community and homeless service and housing providers on racism, micro-aggressions, and implicit bias
    - Work towards incorporating assessment of racial equity into grant application processes and competitive funding application opportunities to reward increased participation
    - Support equity committee to perform bi-yearly equity data analysis
      - Assess whether there is racial equity in the provision of services, housing placements and program outcomes
      - Assess whether BIPOC are less likely to receive homeless assistance
      - Assess whether BIPOC are less likely to receive positive outcomes from homeless assistance
      - Assess whether the outcomes are the result of program or community level barriers
      - Review results and action steps of the bi-yearly equity analysis with the entire CSoC
    - Build in program equity assessment as a part of CoC and ESG monitoring and other auditing processes
    - Acknowledge, make space, and create feedback systems for leaders and community members to discuss experiences of racism and discrimination at meetings or within organizations
- Increase housing opportunities, services, and support to aging adults experiencing or at risk of homelessness
    - Activate community partnership with Area Agency on Aging, Commission on Aging and other resources that serve aging adults, including local senior centers and leverage these partnerships to prepare for the steady increase of aging adults experiencing homelessness into the homeless system of care
    - Leverage available homeless prevention funds to keep aging adults housed
    - Increase representation of aging adults with lived experience of being unhoused at risk of homelessness on system of care governance boards
    - Support shared housing projects for aging adults
    - Support homeless system of care partnerships with each local jurisdiction to increase number of board and cares and skilled nursing in-patient (SNIF) facilities while ensuring identification of funding outside of homeless assistance grants to support development of these facilities
    - Support efforts of aging adult groups to secure localized cash benefits for aging adults
- Increase housing opportunities, services, and support to immigrants and non-English speaking residents experiencing homelessness or at risk of homelessness
    - Increase language capacity of outreach teams
    - Use community resources to support 24-hour access to language lines and translation services for people experiencing homelessness who do not speak English or have limited English proficiency
    - Ensure that all public community meetings have Spanish translation and other languages available, as appropriate given the population of attendees, members, and the larger geographic area
    - Ensure community documents are translated into Spanish and other languages, as appropriate given the population served



- Make accessible community trainings to all homeless service providers regarding what is required regarding documentation of citizenship for CoC, Emergency Solutions Grants and other homeless assistance grant programs to ensure undocumented individuals receive the services to which they are entitled
- Eliminate *all unnecessary documentation requirements* to allow for those who are undocumented to access the homeless and housing services to which they are entitled
- Increase housing opportunities, services, and support to LGBTQI+ residents experiencing homelessness or at risk of homelessness
  - Incorporate gender and sexual orientation inclusive language into program and community documents (e.g. use gender neutral language, expand identify categories on intake forms) and increase signs that signal inclusivity (e.g. rainbow flag)
  - Support homeless provider outreach and partnership with LGBTQI+ services to identify homeless service providers with inclusive practices and establish broader knowledge on how to best serve the LGBTQI+ population
  - Create community list of housing providers that are safe and welcoming for transgender tenants and other LGBTQI+ folks and increase supportive services targeted to LGBTQI+ community members
  - Implement shared housing projects for LGBTQI+ youth or other LGBTQI+ subpopulations
  - Conduct community training on updates to the equal access rule and how other non-discrimination policies apply to the LGBTQI+ community
- Increase housing opportunities, services, and support to youth experiencing or at risk of homelessness
  - Support youth providers and support extension of youth outreach to outlying areas in the county
  - Continue to build partnerships and collaborate with the McKinney-Vento Liaison and Stanislaus Office of Education
  - Increase access to mental health and substance abuse treatment for youth, connections to employment and financial education as well as peer support
  - Expand capacity of Coordinated Entry to include youth specific housing and youth navigation services
  - Increase community awareness about youth sex trafficking and ensure there are community services and housing to support homeless survivors

### **3.4 Strategy: Work towards effectuating racial equity with all new projects addressing homelessness and utilize racial equity tools when implementing goals**

#### **Action Steps**

- Utilize the racial equity toolkit found in **Appendix C** in planning and implementation of community goals outlined in this strategic plan as well as other initiatives to address homelessness in the community
- Develop shared language and understanding of what racial equity is and how it is assessed
- Re-visit the tool regularly during implementation and build ongoing infrastructure to review outcomes

## **Goal 4: Increase coordination of services, access, and information to build capacity across the homeless system of care**

### **4.1 Strategy: Increase awareness of all homeless services, prevention, and housing resources available in the community and develop cross-organizational partnerships**

#### **Action Steps:**

- Increase information and access to homeless resources by creating and maintaining a website with updated contact information and live links to all homeless services, prevention, and housing providers across the entire county

- Create consolidated inventory of public and community-based benefits and employment services to establish shared understanding of resources within the system of care
- Periodically provide an updated brochure or hard copy to homeless service providers and shelters and ensure this information is accessible for people experiencing homelessness in the community
- Increase training for 211 providers on how to link people with coordinated entry and other core components of the homeless system of care
- Create platform or application that can track the number of available shelter beds in real time
- Support, facilitate, and solidify strong partnerships between homeless service providers, housing providers, and other community organizations to facilitate systems planning, care coordination, and client support
- Host a training with front-line staff across agencies and programs to establish a shared community-wide understanding of resources within the system of care, including a review of eligibility requirements for common public benefits and other community programs

#### **4.2 Strategy: Increase participation in and communitywide understanding of coordinated entry process**

##### **Action Steps:**

- Increase capacity and efficacy of Coordinated Entry so that the most vulnerable people experiencing homelessness who are least likely to find housing on their own are prioritized for housing available through Coordinated Entry
- Increase access center locations to onboard and assess individuals to begin the Coordinated Entry process
- Ensure that there is communitywide compliance with state and federal Coordinated Entry requirements
  - Ensure that CoC and ESG as well as housing programs funded by the state of California's homeless assistance programs are placing clients into housing *only* through Coordinated Entry and using the current prioritization system as outlined in the Coordinated Entry policies and procedures
  - Ensure compliance and efficacy of Coordinated Entry through annual Coordinated Entry evaluations, as mandated by HUD
- Ensure that access points where people experiencing homelessness are assessed with the community assessment tool have adequate staffing and resources to provide assistance
- When Coordinated Entry policies and procedures are updated, ensure there is community-wide education on processes and new policies
  - This should extend to homeless service providers, local governments, community members, and, most critically, people experiencing homelessness
- Create and disseminate marketing materials accessible to people experiencing homelessness that provides an overview of the Coordinated Entry process

#### **4.3 Strategy: Increase capacity and geographic access of outreach and shelter with linkages to the larger system of care and permanent housing**

##### **Action Steps:**

- Increase shelter or temporary housing capacity to support smaller jurisdictions across the county that have expressed interest
  - Ensure shelters or temporary housing is low-barrier, housing first, and targeted to needs of unsheltered and underserved subpopulation
  - Ensure shelters and housing programs provide storage space for client belongings, accommodate pets and household members
  - Ensure all shelters are linked to system of care and housing-focused, and provide access to Coordinated Entry system, case management, healthcare, and other services
- Increase outreach capacity to all areas of the county with specific regard to communities who may not have capacity for additional shelter access or services in their area
- Host regularly scheduled resource and connection fairs featuring service providers and representatives from government agencies that can provide connections to benefits, documentation, etc.



## **Goal 5: Increase pathways to essential community services that support self-sufficiency**

### **5.1 Strategy: Ensure clients are linked to public benefits, services, and employment support**

#### **Action Steps:**

- Increase and centralize community capacity to ensure that clients can get connected to benefits (SSI, MediCal, CalFresh and other public benefits) upon entering the homeless system of care
- Improve community wide medical/hospital discharge planning to connect community members with immediate shelter or housing on discharge. Ensure plan includes some of the following elements:
  - Create a strong community-wide hospital discharge plan
  - Increase collaboration between CSoC, homeless service providers, and hospital and medical professionals in the area and leverage existing community groups for those connections
- Increase access to free internet at Coordinated Entry access points and homeless service providers to assist unhoused populations with connections to employment resources, telehealth, and other supports
- Improve communitywide re-entry/discharge planning to connect community members with immediate shelter or housing on discharge from incarceration and other institutions. Ensure plan includes some of the following elements:
  - Engage local stakeholders and provide educational opportunities and materials to foster understanding of unfamiliar overlapping systems, and increase fluency in partner-system languages
  - Include impacted persons in systems education efforts and compensate them for their time
  - Provide skilled provider in-reach to jail/prisons/institutions by staff who can perform VI-SPDAT/assessments to identify needs, and ensure peer-based models for in-reach efforts are activated
  - Initiate document readiness efforts while in custody or institutionalized, when appropriate
  - Ensure warm handoffs from institutions to the system of care in particular people being met at the gate exiting an institution and transported directly to housing
  - Provide housing supports and services for people impacted by incarceration
- Increase links to legal services to help those experiencing homelessness with legal issues resolve these issues to increase housing opportunities
- Host a training with outreach staff across agencies and organizations to establish a shared communitywide understanding of public benefits within the system of care, including eligibility requirements for common public benefits and other community programs
- Increase connections to employment/job training, continue to build partnerships between CSoC and workforce development and Downtown Streets Teams
  - Increase system of care governance support of homeless service providers to hire staff with lived experience
- Increases access to peer supports and other services to mitigate the isolation and trauma experienced by unhoused populations

### **5.2 Strategy: Increase communitywide capacity to assist people experiencing homelessness in securing essential documents (social security card, birth certificate, identification card, health insurance information, etc.)**

#### **Action Steps:**

- Increase and centralize staffing capacity to ensure that documentation assistance is provided to any homeless service providers or individuals experiencing homelessness that are requesting this type of assistance
- Ensure that all service providers have the information necessary to connect with County contacts to get assistance with document replacement
- Provide training to providers to ensure that all providers understand what documentation is required for each benefit, supportive services or housing program such that unnecessary documentation requirements that create barriers for clients can be identified and eliminated

## **Goal 6: Increase participation of people with lived experience of homelessness in decision-making and feedback processes across the homeless system of care**

### **6.1 Strategy: Increase lived experience participation in system of care governance structures**

#### **Action Steps:**

- Develop a community lived experience advisory board of between six and twelve community members with lived experience of homelessness to advise system of care governance bodies
  - Hold quarterly meetings of the advisory group
  - Compensate participants for their participation in the advisory board
  - Ensure that participation in the advisory group includes people *currently* experiencing homelessness
  - Ensure ample opportunity for this group to make recommendations on funding, policy changes, and other community actions to decision-makers
- Increase representation of those with lived experience on governance board's membership and in decision-making roles
  - Modify bylaws to include increase requirements for participation of those with lived experience
  - Work to develop a diverse array of lived experience representation in decision-making roles

### **6.2 Strategy: Build in regular feedback opportunities for people with lived experience at all levels of the homeless system of care**

#### **Action Steps:**

- Develop strong partnerships with shelter providers to help connect system of care stakeholders with people who have current lived experience of homelessness, to collect feedback and guidance for the system of care
- Ensure that lived experience feedback, including focus groups, surveys and one-on-one interviews are incorporated into any community evaluation or gaps analysis of the system of care (e.g., annual coordinated entry evaluation, annual gaps analysis)
- Ensure the program monitoring by the CSoC includes assessment of how individual programs collected lived experience feedback and whether programs have lived experience representation on their board and program staff
- Provide community training and support on best practices for gathering lived experience feedback and ensuring that people with lived experience are placed into decision-making roles within organizations

## **Goal 7: Strategically support homelessness prevention, diversion, and rapid resolution**

### **7.1 Strategy: Develop prevention system protocols for identifying, prioritizing, and serving households at risk of homelessness**

#### **Action Steps:**

- Design a community strategy to use federal and state funds designated specifically for homeless prevention
- Engage nontraditional community partners in creating and supporting homeless prevention efforts (e.g., faith-based providers, neighborhood coalitions, city governments and civic community groups)
  - Utilize trustworthy community partners and messengers to reach vulnerable communities who may be unlikely to access government services, including for non-English speaking populations

- Create a homeless prevention distribution framework, including a consistent definition of client success, that prioritizes use of designated homeless prevention funds in the following order, as dictated by community feedback process:
  - Rental assistance
  - Connections to public benefits
  - Prevention financial assistance (application fees, utility payments, security deposits, etc.)
  - Diversion financial assistance ((unpaid fees, overdue rent and utilities, application fees, security deposits)
  - Housing advice, conflict mediation and eviction defense
  - Credit repair
- Set goal of preserving existing housing through prevention and use of flexible funds
- Develop balanced community strategy that can ensure funds for permanent housing are not diverted to prevention while also ensuring that prevention needs are met through designated state and federal funding sources.
- Ensure community priority remains permanent housing for people experiencing homelessness and only funds specifically designated for homelessness prevention should support those efforts
- Partner with educational department liaisons to identify families and youth in need of homeless prevention services and assistance
- Explore the adoption of a prevention assessment tool, such as the VI-SPDAT, and identify target populations most at risk
- Integrate tracking of prevention services into HMIS
  - Identify which, if any, HMIS data fields relate to prevention and explore creation of additional HMIS data fields to track outcomes if necessary
  - Track use of prevention services by zip code, demographic, and subpopulation characteristics, such as SMI, disability, LGBTQI+ status, DV, family structure, etc.
- Geographically target prevention services to communities with highest need, based on factors that increase risk of homelessness

## **7.2 Strategy: Launch system-wide protocols for diversion and rapid resolution**

### **Action Steps**

- Design community strategy to implement system-wide protocols for diversion and rapid resolution
- Provide training on problem-solving conversation and other case management best practices that support diversion and rapid resolution
- Integrate diversion and rapid resolution practices into existing coordinated entry framework
- Build out data systems (HMIS) to capture diversion and rapid resolution success

## **7.3 Strategy: Leverage Emergency Rental Assistance Program (ERAP) funds and other homeless prevention specific funds across the community**

### **Action Steps:**

- Ensure that the homeless system of care and all providers have clear understanding about how ERAP and other funds designated for homeless prevention assistance is administered in the community and standardize application forms where possible.
- Ensure that there is an infrastructure in place to support access to these funds for all people at risk of homelessness

# CONCLUSION

This strategic plan contains a wealth of data, information, and feedback pulled directly from the community that points to the goals, strategies, and action steps outlined above. This information will best serve the community when there is forward movement through cross-system collaboration towards community goals and other objectives identified to fill the gaps and needs that exist in the community around homelessness and housing. The information and goals outlined in this plan presents a unique and vital opportunity for the community to come together, collaborate, and work towards the common goal of effectively addressing homelessness in the community to ensure that it is brief, rare, and non-recurring.

# APPENDIX A: GLOSSARY OF ACRONYMS AND KEY WORDS

Acronym or Key Word	Definition
ACS	American Community Survey
AMI	Area Median Income, the midpoint of a region's income distribution, meaning that half of households in a region earn more than the median and half earn less than the median
APR	Annual Performance Report (for Department of Housing and Urban Development homeless programs)
Board & Care	Licensed residential care facilities for people with special needs that provide intensive support and assistance with daily living
CA	Collaborative Applicant, often referring to the lead agency applying for homeless assistance funds on behalf of the community or continuum of care
CalFresh	California's SNAP (Supplemental Nutritional Assistance Program, Food Stamps)
CalWORKs	California Work Opportunities and Responsibility to Kids
CBO	Community Based Organization
CES	Coordinated Entry System, a system that prioritizes the most vulnerable people experiencing homelessness in the community for certain types of housing
CDBG	Community Development Block Grant (federal program)
CH	Chronically Homeless
CoC	Continuum of Care, a group organized to carry out the responsibilities prescribed by the Department of Housing and Urban Development in the CoC Program Interim Rule for a defined geographic area. Typically, CoCs act as decision-making bodies for a community's homeless assistance activities and funding
Con Plan	Consolidated Plan, a locally developed plan for housing assistance and urban development under CDBG and other federal Community Planning and Development (CPD) programs
COVID	Coronavirus or COVID-19
CPD	Community Planning and Development, a Department of Housing and Urban Development Office
CSoc	Stanislaus Community System of Care, acts as the community's Continuum of Care (CoC). See definition above
Diversity	<u>Diversity</u> includes all the ways in which people differ, and it encompasses all the different characteristics that make one individual or group different from another. It is all-inclusive and recognizes everyone and every group as part of the diversity that should be valued. A broad definition includes not only race, ethnicity, and gender—the groups that most often come to mind when the term "diversity" is used—but also age, national origin, religion, disability, sexual orientation, socioeconomic status, education, marital status, language, and physical appearance. It also involves different ideas, perspectives, and values
DV	Domestic Violence, which includes dating violence, sexual assault, stalking, and other dangerous or life-threatening conditions that relate to violence against the individual/family member that make them afraid to return to their primary nighttime residence
ES	Emergency Shelter
ESG	Emergency Solutions Grants, a federal source of homeless assistance funding
ELI	Extremely Low Income

e-SNAPS	An electronic grants application and management system used for many of the Department of Housing and Urban Development Office Homeless Assistance Programs
FMR	Fair Market Rent (maximum rent for many Department of Housing and Urban Development housing programs)
FY	Fiscal Year
GeoCode	A 6-digit number that corresponds to a particular geographic location within a CoC. Most CoCs have multiple geocodes and a geocode doesn't not necessarily represent a specific census tract or zip code. An updated list of all Department of Housing and Urban Development geocodes is provided annually
Gross Income	Gross income refers to total compensation <i>before taxes or other kinds of deductions</i> . For hourly employees, the standard calculation for monthly gross income is found by multiplying the hourly wage by the number of hours worked each week, then multiplied by 52, the total number of weeks in a year. This gives the annual gross income, which is then divided by 12 to find the monthly amount
HCD	California Department of Housing and Community Development, a state agency that provides homeless assistance funding
HCV	Housing Choice Voucher Rental Assistance, a type of rental subsidy administered by the public housing authority and formerly referred to as Section 8
HEARTH Act	Homeless Emergency and Rapid Transition to Housing (HEARTH) Act of 2009, S. 896
HIC	Housing Inventory Count, inventory of housing for the homeless conducted annually in January for same night as the Point-In-Time Count
HDIS	Data submitted from California CoCs to the state that tracks trends and service use across and between communities. HDIS captures a year-long count of people experiencing homelessness who have accessed services, including shelter, housing, and other triages and assessments. It can show movement and interactions between local homeless response systems and communities
Historically underserved populations	Defined in this strategic plan as populations who have historically not received equitable allocations of resources or equal treatment in the homeless system of care and larger community. Typically, these populations include but are not limited to: Black, Indigenous, and People of Color (BIPOC), aging adults, LGBTQI+ persons, immigrants, persons who are non-English speakers or have limited English proficiency, people who have been incarcerated or have had involvement with the criminal justice system, youth, people with disabilities, families with children, domestic violence survivors, and chronically homeless persons
HMIS	Homeless Management Information System, a data system used by many homeless service and housing providers to track participants and outcomes and meet federal and state reporting requirements
Homeless System of Care	The homeless system of care refers to the network of resources, supports, services and governance structures in the community that support addressing homelessness
Housing Element	Since 1969, California has required that all local governments (cities and counties) adequately plan to meet the housing needs of everyone in the community. California's local governments meet this requirement by adopting housing plans as part of their "general plan" (also required by the state). General plans serve as the local government's "blueprint" for how the city and/or county will grow and develop and include seven elements: land use, transportation, conservation, noise, open space, safety, and housing
Housing First	Housing First is a homeless assistance approach that prioritizes providing permanent housing to people experiencing homelessness, thus ending their homelessness and serving as a platform from which they can pursue personal goals and improve their quality of life. This approach is guided by the belief that people need basic necessities like food and a place to live before attending to anything less critical, such as getting a job, budgeting properly, or attending to substance use issues



HQS	Housing Quality Standards, an inspection/assessment required before moving in for certain Department of Housing and Urban Development homeless assistance programs
HUD	U.S. Department of Housing and Urban Development, a federal agency that administers many housing and homeless assistance programs
HUD-VASH	HUD Vouchers through Veterans' Affairs Supportive Housing
IDIS	Integrated Disbursement and Information System, used by many HUD-funded programs
IHSS	In-Home Supportive Services, a state-administered program which provides people with low income who are disabled, blind, or 65 years old or older with personal assistance and in-home services
Inclusion	<u>Authentically bringing</u> traditionally excluded individuals and/or groups into processes, activities, and decision/policy making in a way that shares power
LGBTQIA+	Lesbian, Gay, Bisexual, Transgender, Queer and/or Questioning, Intersex, and Asexual and/or Ally and others
Lived Experience	Having a personal experience of homelessness
Low barrier or lowering barriers	Removing as many pre- conditions to shelter or housing as possible and responding to the needs and concerns of people seeking shelter or housing
LSA	Longitudinal Systems Analysis, a report produced from the CoC's Homelessness Management Information System (HMIS) and submitted annually to HUD
MHSA	Mental Health Services Act
MOU	Memorandum of Understanding
NAEH	National Alliance to End Homelessness
NIMBY	Not In My Back Yard, defined in this strategic plan as a person(s) who objects to the siting of homeless services, shelter, or housing in the area where they live, especially while raising no such objections to similar developments elsewhere
NOFA	Notice of Funding Availability, refers to a notice that outlines the requirements of a grant and instructions or requirements regarding how to apply for that grant
PH	Public Housing
PHA/ HA	Public Housing Authority
PIT Count	Point-In-Time Homeless Count, a yearly count of all people experiencing homelessness on a single night in January. The unsheltered count is conducted biennially, every odd numbered year and the sheltered count is conducted every January
PSH	Permanent Supportive Housing, permanent housing with intensive supports for residents
Racial Equity	<u>A condition</u> that would be achieved if one's racial identity no longer predicted, in a statistical sense, outcomes and experiences. When the term is used in this strategic plan, it refers to racial equity as one part of racial justice, and thus the term also refers to addressing root causes of inequities, not just their manifestation. This includes elimination of policies, practices, attitudes, and cultural messages that reinforce differential outcomes by race or that fail to eliminate them
RFP	Request for Proposals
RHNA	Regional Housing Needs Allocation, through the Regional Housing Needs Allocation (RHNA) process, every local jurisdiction is assigned a number of housing units representing its share of the state's housing needs for an eight-year period.
RRH	Rapid Re-Housing, a temporary rental subsidy for housing with some supports
RV	Recreational Vehicle
SAMHSA	Substance Abuse & Mental Health Services Administration, a federal agency
Section 8	Housing Assistance Payment Program (Housing and Community Development Act of 1974)
Section 202	Loans for construction/rehab of housing for the elderly or handicapped

Section 202/811	Programs for housing assistance to the elderly and people with disabilities
SHA	Stanislaus Homeless Alliance, a collaborative entity formed to align homelessness services, planning, and funding among stakeholders in Stanislaus County
Sheltered homelessness	Those experiencing sheltered homeless are generally adults, children, and unaccompanied children who are living in shelters for the homeless, transitional housing, safe havens, or in a motel/hotel using publicly funded assistance/vouchers
SMI	Serious Mental Illness or Seriously Mentally Ill
SNAP	Supplemental Nutrition Assistance Program, formerly referred to as Food Stamps
SNAPS	Special Needs Assistance Program, a HUD division that deals with homelessness and homeless assistance
SOAR	SSI/SSDI Outreach, Access, and Recovery (SSI/SSDI Application program)
SRO	Single-Room Occupancy housing units
SSA	Social Security Administration
SSDI	Social Security Disability Income
SSI	Supplemental Security Income
SSO	Supportive Services Only, a type of homeless assistance grant that provides services only
SSVF	Supportive Services for Veterans Families, a rapid rehousing program for veterans and their families
STELLA	Household-level data from HMIS that is displayed through HUD's data visualization program
SUD	Substance Use Disorder
TA	Technical Assistance, often refers to an organization or agency that provides help or guidance to a homeless system of care on administration of funds and system design
TANF	Temporary Assistance to Needy Families
TAY	Transition Age Youth, youth ages 18 to 24 years old
TH	Transitional Housing, temporary housing often providing a bridge from shelter to permanent housing
Unsheltered homelessness	An individual/family whose primary nighttime residence is public/private place not designed for or ordinarily used as a regular sleeping accommodation for human beings. These are typically households living on the street or in makeshift shelters (tents, boxes), encampments, as well as cars
VA	U.S Department of Veterans Affairs
VASH	Veterans Affairs Supportive Housing
VI-SPDAT	Vulnerability Index–Service Prioritization Decision Assistance Tool, an assessment tool that assigns a numerical score to a person's level of vulnerability for the community's coordinated entry system



# APPENDIX B: ENVIRONMENTAL SCAN AND FEEDBACK COLLECTED

To collect meaningful data and feedback that identified gaps in homeless assistance resources and informed goals, strategies, and action steps for the community, plan drafters implemented a multipart community engagement and information collection process. This included an **environmental scan** and **community feedback process** as detailed below.

## **Environmental Scan**

The environmental scan reviewed both data and existing reports/information on homelessness in the community.

### ***Review of Data***

Existing data for Stanislaus County on homelessness, housing, race, ethnicity, socioeconomics, and many other factors were collected, reviewed, and analyzed for the strategic plan. Below is a list of these data sources:

- Point-In-Time (PIT) count data
- Housing Inventory Count (HIC) data
- Homeless Management Information System data (HMIS)
  - Including Longitudinal Systems Analysis (LSA) and System Performance Measures (SPM) data
- Coordinated entry system (CES) data
- State of California's Homeless Data Information System (HDIS)
- Census American Community Survey data
- US Bureau of Labor Statics Consumer Price Index data
- Regional Housing Needs Allocation (RHNA) and HCD Annual Progress Report data
- Local data regarding housing in the pipeline

### ***Review of Existing Reports***

In addition, plan drafters reviewed a number of existing reports and documents, including but not limited to the following:

- Modesto Blue Ribbon Commission on Homelessness
- Community Inquiry: Homeless Shelter in Turlock
- Stanislaus Urban County, City of Turlock, Modesto Consolidated Plans, Annual Action Plans, CAPERs, and other relevant updates
- Community Health Needs Assessments
- Stanislaus County Behavioral Health and Recovery Services reports, updates, and other Mental Health Service Act Planning
- Local Information on Criminalization of Homelessness and Cost Benefit Analysis
- City of Turlock, Modesto, Stanislaus County Housing Element
- Building a Better Turlock
- Stanislaus County Disadvantaged Unincorporated Communities Report
- Regional Analysis of Impediments to Fair Housing Choice
- Relevant City Council and Board of Supervisor homeless updates and presentations
- Stanislaus County Comprehensive Economic Development Strategy
- Focus on Prevention summaries, reports, and other updates

## **Community Feedback Collection Process**

The community feedback collected and reviewed for the strategic plan included a community survey, group interviews with local government entities, focus groups with homeless service providers and community-based organizations/groups, and people with lived experience as well as individual and small groups of stakeholders. In addition, a Community Summit meeting was held so community members could review draft goals for inclusion in the plan. The number of community members who participated in these processes was significant. This reflects the interest and concern about homelessness in Stanislaus County.

### ***Community Survey***

Plan drafters designed a community survey that requested feedback on homelessness in the community. Drafters received 1,021 responses from community members who completed this survey, which was available in English, Spanish with hard copy and online formats. The survey included 137 responses from people with lived experience of homelessness or housing insecurity. Complete results of the community survey can be viewed [here](#).

### ***Local Government Representative/City Council Interviews***

Plan drafters offered to conduct feedback sessions with the public and local officials on the state of homelessness at each of the nine major City's Council meetings and was able to conduct feedback session with the following entities.

<b>Entity</b>	<b>Date of Interview/Feedback Session</b>
County CEO's Office	5/12/21
Newman	4/27/21
Patterson	4/20/21
City of Modesto	4/5/21
Riverbank	3/23/21
Waterford	3/18/21
Municipal Advisory Council	3/8/21

In addition, plan drafters received a number of community survey responses from Turlock and Hughson as well as written or oral feedback from stakeholders and government leadership in Oakdale and Ceres.

### ***Individual and Small Group Stakeholder Interviews***

Plan drafters conducted small group or individual interviews with the following stakeholder and organizations.

<b>Person or Group Interviewed</b>	<b>Date of Interview</b>
Stanislaus County Hospital & Shelter Group	1/14/21
Area Agency on Aging	2/9/21
McKinney-Vento School Liaison	2/12/21
CARE Team	2/17/21
California Rural Legal Assistance Staff	2/23/21
Behavioral Health and Recovery Services Staff	2/26/21
Salvation Army	3/11/21
Law Enforcement/HEART Team Representatives	3/26/21
Housing Authority of Stanislaus County	4/29/21
Veteran's Service Provider	4/12/21
Community Organizer and Activist, Miguel Donoso	4/21/21

**Focus Groups**

Over 120 providers and community-based organizations were invited to participate in focus groups held on 2/22/21, 3/3/21, and 4/12/21. In addition, a focus group with individuals currently experiencing homelessness was held on 4/22/21.

**Community Summit**

Once feedback and relevant data was collected and reviewed, a Community Summit event was held on 5/22/21 via Zoom. At this meeting, which was advertised throughout the community and included Spanish-language interpretation, results from the environmental scan and community feedback processes were presented to the community along with draft goals for the strategic plan identified from these data and feedback collection efforts. Attendees were able to give feedback on the draft goals at the meeting as well as in a follow-up survey, available in English and Spanish.

# APPENDIX C: RACIAL EQUITY TOOLKIT FOR IMPLEMENTATION OF COMMUNITY GOALS

## Introduction

This toolkit is designed to assist stakeholders in implementing the goals, strategies and action steps identified in the 2021 Stanislaus Homeless Strategic Plan (strategic plan) to ensure that racial equity is considered throughout the process of implementing these goals.

This tool is intended to make space to think critically about the “what, who, why, and how” questions as they relate to the planning and implementation of the goals, strategies, and action steps identified above and what impacts implementation will have on communities of color, particularly on Black and Indigenous communities.

## Guiding Principles of this Toolkit

To achieve the goal of eliminating racial inequities among people experiencing homelessness, the design of this toolkit is guided by the following principles:

- Target support to those facing the highest risks
- Ensure that people with lived experience play a leadership role
- Get people into permanent housing
- Expand partnerships with other systems of care
- Dismantle the root causes of homelessness

## This Toolkit is divided up into the following sections that outline the beginning steps of implementation planning for each goal

1. Assessing Outcomes and Impact of Goals for Equity
2. Data and Community Engagement
3. Additional Implementation Planning Considerations
  - a. Staff and Resources
  - b. Sustainability and Leadership

## ASSESSING OUTCOMES AND IMPACT OF GOALS FOR EQUITY

The first step in implementing the goals, strategies, and action steps identified in the strategic plan is to create an implementation plan for each goal that includes assessing potential outcomes and impacts of the goal on equity. During this planning process, stakeholders should consider the following:

- What are the outcomes that stakeholders are aiming to achieve by implementing the goal and how will you know if you have achieved the desired outcome?

- Consider the level (individual, program, system or structure, etc.) where you expect to see these outcomes. This can be helpful in defining them and ensuring the community defines the right performance metrics.
- When understanding impact, it is important to create objective performance measures to monitor and understand success of the goal implementation. If there is no means of measurement, there is no way to understand if the project is furthering racial equity or creating disparities.

### Assessing Outcomes and Impact of [INSERT GOAL HERE] for Racial Equity

- *What are the outcomes you expect to see from this goal and how are you going to measure the impact of it?*
- *What is the quality and quantity of the impact that determines successful planning and implementation of the goal? Who will be better off and how?*

- *What are the potential negative impacts of implementing this goal and how might you avoid or mitigate them?*

- *What racial/ethnic group(s) will be affected by the outcomes identified above? How will these groups be affected?*
- *How does implementation of this goal and the measurable outcomes identified contribute towards racial equity and reduce the disproportionate number of Black people who are unhoused in Stanislaus County? How will it address increasing outreach and inclusion of all Black, Indigenous, and People of Color in the community, including Hispanic and Latinx populations?*

# DATA AND COMMUNITY ENGAGEMENT

Once measurable outcomes for each goal have been assessed and identified, it is imperative to understand what data and community feedback will support tracking these outcomes. Keep in mind that data can be both quantitative and qualitative and can be impacted by the same inequities and history of disinvestment it can help reveal. Missing data points can also speak to a need for research and data justice. Often disparities and inequities will show up at the program or community level first. Data can help you determine the difference between an isolated incident and overall trend. Below are potential data sources that may assist the community in tracking successful planning and outcomes from implementation of each goal.

## Potential Data Sources:

- Input from unhoused people
- HMIS
- Point-in-Time (PIT) and Housing Inventory Count (HIC)
- Longitudinal System Analysis (LSA) Data and Stella
- System Performance Measures (SPMs)
- Census, American Community Survey, and Household Pulse
- Focus Groups
- Stakeholder Interviews
- Program and/or System level Surveys
- Coordinated Entry System
- Community Needs Assessments
- Housing Element/Consolidated Plan
- Prior Planning Processes/Efforts
- Advisory Groups

### **[INSERT GOAL HERE] Data and Community Engagement**

*What is the data and/or input you are using to determine how implementation of the goals are going and measure your identified outcomes?*

*What data or input is unavailable or missing? Are there community groups, organizations, or other stakeholder input that can help fill that gap?*

# ADDITIONAL IMPLEMENTATION CONSIDERATIONS

## Staffing and Resources

Once outcomes and the data necessary to track these outcomes are identified, more detailed implementation planning can begin including assessment of available resources and staffing to ensure this work can be done equitably and sustainably. Are there program staff, departments, or equity officers that can help carry this work out and take leadership on assessing equity impacts? It can be helpful to consider the different resources and institutions available in the community and what roles they may be able to play during the implementation phase. For example, the role a government agency occupies will be very different than the role of a community advocacy group or coalition of stakeholders.

Implementation Checklist	
<i>Is implementation of this goal considered:</i>	
<input type="checkbox"/> Realistic?	<input type="checkbox"/> Adequate staffing and time?
<input type="checkbox"/> Adequately funded?	<input type="checkbox"/> Adequate community buy-in?
<ul style="list-style-type: none"><li>• <i>What resources are needed for implementation?</i></li><li>• <i>What resources are needed to support ongoing community feedback and review of data to ensure racial equity in implementation?</i></li><li>• <i>What space, funding, or staff time might you need? What is still needed and how do you get there?</i></li><li>• <i>What is a realistic timeframe for this implementation of this goal given the resources and decision-making power available to you?</i></li></ul>	

## Sustainability and Leadership

Efforts that further racial equity require intentional effort and sustainable structures and roles to carry the work forward. How can the community ensure that implementation of the goal is sustainable? What are the necessary roles and responsibilities for implementation of the goal? Leveraging existing resources and groups, like forming an advisory group for the CoC board, can help bring funding and staff time, but can also limit how funding is spent and advocacy is done and should be carefully considered.

## Sustainability, Structure, and Leadership

*How are you going to ensure that goal implementation is sustainable and builds power and leadership for Black, Indigenous, and other People of Color?*

*Who is going to lead the project and ensure it gets carried forward?*

*Who is going to coordinate and scheduling meetings?*

Consideration of the above implementation planning questions are meant to help leaders and decision-makers in the community keep racial equity as a priority when implementing new projects or initiatives, including the goals identified in the strategic plan. See more resources on this topic below.

## REFERENCES AND ADDITIONAL RESOURCES

- [GARE Racial Equity Toolkit](#)
- [Centering Racial Equity in Homeless System Design](#)
- [Comprehensive Equity Analysis](#)
- [Action Menu for Racial Equity Action Lab](#)
- [COVID-19 Response and Recovery Racial Equity Toolkit](#)



# APPENDIX D: SNAPSHOT OF HOMELESS ASSISTANCE FUNDING AVAILABLE IN STANISLAUS COUNTY

The following chart highlights key sources of homeless assistance and housing funding available in Stanislaus County. This is a non-exhaustive list that is designed to provide an overview of some essential community resources. Please note, the funding outlined below is distributed by federal and state agencies to a variety of different sources including the Turlock/Modesto/Stanislaus County Continuum of Care, the City of Modesto, the City of Turlock, the County of Stanislaus, the Stanislaus Housing Authority and others. Further, local funds from cities or the County as well as private funding may also be available for homeless assistance in the community.

Source	Eligible Uses
<b>CalWORKs Housing Support Program (HSP)</b>	<p>The HSP program, administered at the state level by the California Department of Social Services (CDSS), provides short- to medium-term rental assistance program for families in the CalWORKs program who are experiencing homelessness. Funds can be used for:</p> <ul style="list-style-type: none"> <li>• Financial assistance: Rental assistance security deposits, utility payments, moving costs, interim housing including hotel and motel vouchers.</li> <li>• Supportive services: Including but not limited to landlord recruitment, case management, housing outreach and placement, legal services, and credit repair. More information can be found on the <a href="#">CDSS HSP landing page</a>.</li> </ul>
<b>CDBG (Federal Allocation)</b>	<p>Federal CDBG funding, administered at the federal level by the Department of Housing and Urban Development (HUD), are allocated to entitlement communities and may be used for activities which include, but are not limited to:</p> <ul style="list-style-type: none"> <li>• Acquisition of real property</li> <li>• Relocation and demolition</li> <li>• Rehabilitation of residential and non-residential structures</li> <li>• Construction of public facilities and improvements, such as water and sewer facilities, streets, neighborhood centers, and the conversion of school buildings for eligible purposes</li> <li>• Public services, within certain limits</li> <li>• Activities relating to energy conservation and renewable energy resources</li> <li>• Provision</li> </ul>
<b>CDBG–CV (Federal Allocation)</b>	<p>CDBG-CV, administered at the federal level by HUD, can be used to cover expenses to prevent, prepare for, and respond to COVID-19 incurred by a State or locality, regardless of the date on which such costs were incurred, so long as costs comply with CDBG requirements. See more details <a href="#">here</a>.</p>
<b>California Department of Social Services (CDSS) Emergency COVID Funding</b>	<p>CDSS Emergency COVID funding, administered by the state through CDSS, is available to establish occupancy agreements to secure rooms in hotels, motels, and other facilities including trailers.</p>
<b>California Emergency Solutions and Housing (CESH) Funds</b>	<p>CESH funds, administered through the state by the Department of Housing and Community Development (HCD), may be used for five primary activities: housing relocation and stabilization services (including rental assistance), operating subsidies for permanent housing, flexible housing subsidy funds, operating support for emergency housing interventions, and systems support for homelessness services and housing delivery systems. In addition, some administrative entities may use CESH funds to develop or update a coordinated entry system (CES), homeless management information system (HMIS), or homelessness plan.</p>

<b>Continuum of Care (CoC) Program Funds</b>	CoC funds, administered at the federal level by HUD, can generally speaking be used for permanent supportive housing, rapid rehousing, transitional housing, transitional/rapid rehousing joint projects, HMIS, CES, and supportive services only projects. See more details <a href="#">here</a> .
<b>Coronavirus Relief Fund (CRF)</b>	<p>The Coronavirus Relief Fund, administered at the federal level by the US Dept. of Treasury, covers expenses that—(1) are necessary expenditures incurred due to the public health emergency with respect to the Coronavirus Disease 2019 (COVID-19); (2) were not accounted for in the budget most recently approved as of March 27, 2020 (the date of enactment of the CARES Act) for the State or government; and (3) were incurred during the period that begins on March 1, 2020, and ends on December 30, 2020. See more details <a href="#">here</a>. Recommended uses of this funding for supportive housing/homeless response include:</p> <ul style="list-style-type: none"> <li>• Capital to convert motels/hotels that were leased to isolate/distance people into permanent housing;</li> <li>• Supportive housing operating subsidies/rental assistance for people in shelters/ temp. non-congregate settings to move into permanent housing;</li> <li>• Housing navigation services/ rental assistance/eviction prevention funds</li> <li>• Capital for supportive housing development based on estimated increase in need from COVID 19/Services for people in supportive housing</li> </ul>
<b>Emergency Housing Voucher Program (EHV)</b>	The Emergency Housing Voucher (EHV) program, administered at the federal level by HUD, is available through the American Rescue Plan Act (ARPA). Through EHV, HUD is providing 70,000 housing choice vouchers to local Public Housing Authorities (PHAs) across the county in order to assist individuals and families who are homeless, at risk of homelessness, fleeing, or attempting to flee, domestic violence, dating violence, sexual assault, stalking, or human trafficking, or were recently homeless or have a high risk of housing instability.
<b>The Emergency Rental Assistance Program (ERAP)</b>	ERAP, administered at both the local and state level, makes available funding to assist households unable to pay rent and utilities due to the COVID-19 pandemic. Agencies must use these funds to provide assistance to eligible households through rental assistance programs.
<b>Emergency Solutions Grants (ESG) (Federal Allocation)</b>	ESG funds, administered at the federal level by HUD, can be used under the five program components: Street outreach, emergency shelter, rapid rehousing, homelessness prevention, and HMIS. See more details <a href="#">here</a> .
<b>Emergency Solutions Grants - CV (ESG-CV) (Federal Allocation)</b>	ESG-CV funds, administered at the federal level by HUD, are to be used to prevent, prepare for, and respond to the coronavirus pandemic (COVID-19) among individuals and families who are homeless or receiving homeless assistance. The funds will also support additional homeless assistance and homelessness prevention activities to mitigate the impacts of COVID-19. See more details <a href="#">here</a> .
<b>ESG (State CoC Allocation)</b>	State CoC Allocation ESG funds, administered at the state level by HCD, may be used for four primary activities: street outreach, rapid rehousing assistance, emergency shelter, and homelessness prevention. In addition, ESG funds may be used for associated HMIS costs and administrative activities for some subrecipients. See more details <a href="#">here</a> .

<p><b>ESG-CV (State Allocation)</b></p>	<p>ESG-CV funds, administered at the state level by HCD, can be used to provide assistance for unsheltered/sheltered individuals experiencing homelessness, and certain individuals at risk of homelessness. Eligible uses include, emergency shelter, temporary emergency shelter, street outreach, homeless prevention, rapid rehousing, and HMIS. More information <a href="#">here</a> and <a href="#">here</a>.</p> <p>Recommended uses for supportive housing/homeless response include:</p> <p><u>Short-term</u></p> <ul style="list-style-type: none"> <li>• Lease motels/hotels for isolation/social distancing and reduce density in shelters and housing;</li> <li>• Acquire/operate emergency shelter/Furniture and equipment for emergency shelter operations;</li> <li>• PPE/Transportation/Cleaning supplies;</li> <li>• Street outreach;</li> <li>• Case management and medical care coordination;</li> <li>• Hire and train new staff /Provide hazard pay to staff;</li> <li>• Services to individuals and families in emergency shelter/non-congregate settings.</li> </ul> <p><u>Medium/ Long-term</u></p> <ul style="list-style-type: none"> <li>• Short and medium-term rental assistance for individuals/families at risk of homelessness;</li> <li>• Housing stability case management;</li> <li>• Housing navigation services to support people moving into non-congregate settings and out of non-congregate settings into permanent housing;</li> <li>• Landlord and tenant mediation.</li> </ul>
<p><b>Federal Emergency Management Agency (FEMA) Disaster Relief Fund</b></p>	<p>The FEMA Disaster Relief Fund, administered at the federal level by FEMA, provides reimbursement for eligible emergency medical care and protective measures in response to COVID-19. Recommended uses for supportive housing/homeless response include: PPE/transportation/food purchase and delivery/medical sheltering/non-congregate sheltering/housing navigation services. See more details <a href="#">here</a>.</p>
<p><b>Homeless Coordinating and Financing Council (HCFC) Emergency COVID Funding</b></p>	<p>The HCFC Emergency COVID funding, administered at the state level by BCSH/HCFC, is available is for immediate solutions to combat COVID-19. While eligible uses for this funding are broad and should be determined based on the need of the jurisdiction, suggested uses include but are not limited to the following types of homeless assistance:</p> <ul style="list-style-type: none"> <li>• Emergency shelter operations – furnishings, supplies, and equipment needed to maintain a sanitary shelter environment for clients and staff.</li> <li>• Shelter capacity – support for increasing capacity and the acquisition of new shelters.</li> <li>• Isolation capacity – support for the acquisition/lease of hotels, motels, trailers, and other alternative isolation placements.</li> <li>• Street outreach – supplies and equipment needed to protect staff engaging with unsheltered from COVID- 19 and to meet the urgent physical needs of people experiencing homelessness.</li> <li>• Transportation – support for the transportation of those experiencing homelessness to and from shelters and medical care.</li> <li>• Staffing – support for additional staff for infectious disease preparedness and case management for clients.</li> </ul> <p>See more details <a href="#">here</a>.</p>
<p><b>Housing and Disability Advocacy Program (HDAP)</b></p>	<p>The HDAP program, administered at the state level by CDSS, assists individuals who are experiencing homelessness to apply for disability benefit programs while also providing housing assistance. Funds can be used for:</p> <ul style="list-style-type: none"> <li>• Outreach</li> <li>• Case management</li> <li>• Disability advocacy</li> <li>• Housing assistance</li> </ul> <p>All four components must be offered to recipients and these funds require a 100% local match.</p>

<b>Homeless Emergency Aid Program (HEAP)</b>	<p>Eligible uses for HEAP, administered at the state level by HCFC/BCSH, include, but are not limited to: services, rental assistance or subsidies, capital improvements, and at least five percent of HEAP funds must be used to establish or expand services meeting the needs of homeless youth or youth at risk of homelessness. See more details <a href="#">here</a>.</p>
<b>HOME Investment Partnerships Program</b>	<p>The HOME Investment Partnerships Program (HOME), administered at the federal level by HUD, provides formula grants to States and localities that communities use – often in partnership with local nonprofit groups – to fund a wide range of activities including building, buying, and/or rehabilitating affordable housing for rent or homeownership or providing direct rental assistance to low-income people. HOME is the largest Federal block grant to state and local governments designed exclusively to create affordable housing for low-income households.</p>
<b>Homekey</b>	<p>Project Homekey, administered at the state level by HCD, includes grant funding made available to local public entities, including cities, counties, or other local public entities, including housing authorities or federally recognized tribal governments within California to purchase and rehabilitate housing, including hotels, motels, vacant apartment buildings, and other buildings and convert them into interim or permanent, long-term housing.</p> <p>Awarded funds must be used to provide housing for individuals and families experiencing homelessness or at risk of experiencing homelessness and who are impacted by the COVID-19 pandemic. See more details <a href="#">here</a>.</p>
<b>Homeless and Housing Assistance Program (HHAP)</b>	<p>HHAP, administered at the state level by HCFC/BCSH, can fund a variety of homeless assistance activities including: rental assistance and rapid rehousing; operating subsidies in new and existing affordable or supportive housing units, emergency shelters, and navigation centers; incentives to landlords, including, but not limited to, security deposits and holding fees; outreach and coordination, which may include access to job programs, to assist vulnerable populations in accessing permanent housing and to promote housing stability in supportive housing; systems support for activities necessary to create regional partnerships and maintain a homeless services and housing delivery system particularly for vulnerable populations including families and homeless youth; delivery of permanent housing and innovative housing solutions such as hotel and motel conversions; prevention and shelter diversion to permanent housing; and new navigation centers and emergency shelters based on demonstrated need. See more details <a href="#">here</a>.</p>
<b>Housing Opportunities for Persons with Aids (HOPWA)</b>	<p>The Housing Opportunities for Persons With AIDS (HOPWA) Program, administered at the federal level by HUD, is the only federal program dedicated to the housing needs of people living with HIV/AIDS. Under the HOPWA Program, HUD makes grants to local communities, States, and nonprofit organizations for projects that benefit low-income persons living with HIV/AIDS and their families. HOPWA provides funding through a formula program as well as a competitive program that has different types of grant projects. See more details <a href="#">here</a>.</p>
<b>US Department of Housing and Urban Development – Veteran’s Affairs (VA) Supportive Housing Program (HUD-VASH)</b>	<p>HUD-VASH, administered at the federal level by HUD and the VA, combines HUD vouchers and VA supportive services to help veterans and their families who are homeless find permanent housing.</p>
<b>No Place Like Home (NPLH)</b>	<p>No Place Like Home Funds, administered at the state level by HCD, includes funding for development of permanent supportive housing for persons who are in need of mental health services and are experiencing homelessness, chronic homelessness, or who are at risk of chronic homelessness.</p> <p>Key features of the program include, funding for permanent supportive housing must utilize low barrier tenant selection practices that prioritize vulnerable populations and offer flexible, voluntary, and individualized supportive services. Further, counties must commit to provide mental health services and help coordinate access to other community-based supportive services.</p> <p>Populations to be served with these funds are: adults with serious mental illness, or children with severe emotional disorders and their families and persons who require or are at risk of requiring acute</p>

	<p>psychiatric inpatient care, residential treatment, or outpatient crisis intervention because of a mental disorder with symptoms of psychosis, suicidality or violence and who are homeless, chronically homeless, or at risk of chronic homelessness. At risk of chronic homelessness includes persons who are at high risk of long-term or intermittent homelessness, including persons with mental illness exiting institutionalized settings with a history of homelessness prior to institutionalization, and transition age youth experiencing homelessness or with significant barriers to housing stability.</p>
<p><b>Local Housing Trust Fund (LHTF)</b></p>	<p>LHTF funding, administered at the state level by HCD, provides matching grants to local housing trust funds established by cities and counties, Native American Tribes and incorporated 501(c)(3) nonprofit organizations. Eligible activities include construction loans and/or permanent financing loans to pay for predevelopment costs, acquisition costs, and other costs associated with the development or rehabilitation of affordable rental housing projects, or emergency shelters, transitional housing, permanent supportive housing, and affordable homebuyer/homeowner projects, including assistance to income-eligible households to purchase for-sale housing units or to rehabilitate. Funds may also be used for the construction, conversion, repair, and rehabilitation of Accessory Dwelling Units (ADUs) or Junior Accessory Dwelling Units (JADUs). See more details <a href="#">here</a>.</p>
<p><b>Section 811 Mainstream Housing Choice Vouchers</b></p>	<p>The Housing Choice Voucher program, administered at the federal level by HUD, is the federal government's major program for assisting very low-income families, the elderly, and the disabled to afford decent, safe, and sanitary housing in the private market. Since housing assistance is provided on behalf of the family or individual, participants are able to find their own housing, including single-family homes, townhouses and apartments. Participants are free to choose any housing that meets the requirements of the program and is not limited to units located in subsidized housing projects. Housing choice vouchers are administered locally by public housing agencies (PHAs).</p>
<p><b>Section 811 Mainstream Housing Choice Voucher Program Additional Funding through Cares Act</b></p>	<p>This is additional funding available through Section 811, administered at the federal level by HUD, helps further the goals of the Americans with Disabilities Act by helping persons with disabilities live in community-based settings. This wave of relief funds will provide affordable housing to non-elderly people living with disabilities. See more details <a href="#">here</a>.</p>
<p><b>Supportive Services for Veteran Families (SSVF)</b></p>	<p>SSVF funds, administered at the federal level by the Veteran's Administration, may be used for emergency housing, including hotels and motels; however, this use of funds may occur only when no other housing options, such as transitional housing through GPD, are available. <a href="#">In response to COVID-19</a>, however, grantees may use funds for high-risk veterans to live in hotels and motels instead of congregate settings. In cases of delay receiving RA from PHA (due to PHA closures/remote work), <a href="#">SSVF grantees may use funds to cover rental assistance</a> until a PHA has completed the tasks allowing the voucher to be used.</p>

# APPENDIX E: SNAPSHOT OF PROGRAMS AND SERVICES IN STANISLAUS COUNTY

The following is a non-exhaustive list of some key homeless and housing programs and services available within Stanislaus County. One recommendation of this plan is to build out an online and paper format homeless resource guide for the county that is regularly updated, this list may serve as a good starting point.

Type of Service	Agency	Program Name	Known Populations Served
Emergency Shelter	Community Housing and Shelter Services		Families
Emergency Shelter	Family Promise of Greater Modesto	Interfaith Hospitality Network	Families
Emergency Shelter	Modesto Gospel Mission	Men's Shelter Program	Single Adult Men
Emergency Shelter	Modesto Gospel Mission	Women and Children's Shelter	Women and Families
Emergency Shelter	Salvation Army	Berberian Shelter	Individuals and Families
Emergency Shelter	Turlock Gospel Mission	Emergency Overnight Shelter	Adults and Families
Emergency Shelter	Haven Women's Center	Haven Center	DV
Emergency Shelter	We Care	We Care Program	Single Adult Men

Emergency Shelter	Turning Point	Golden Gate Respite	Individuals
Emergency Shelter	Helping Others Sleep Tonight	HOST House	Any
Emergency Shelter	Children's Crisis Center	Sawyer, Guardian, Verda, Marsha, and Audrey's House	Youth
Emergency Shelter	Stanislaus County Affordable Housing Corp	Women's REST	
Emergency Shelter	Center for Human Services	Hutten house	Youth and Families
Seasonal Shelter	Stanislaus County Housing Authority/Stanislaus County Affordable Housing Corp	Empire Migrant Center (Winter Family Housing)	
Transitional Housing	Center for Human Services	Pathways	TAY
Transitional Housing	Cambridge Academy	Naomi's House	
Transitional Housing	Community Impact Central Valley	Transitional Housing	
Rapid Re-Housing	Center for Human Services	HCD RRH	Families
Rapid Re-Housing	Family Promise	City of Modesto RRH	Families



Rapid Re-Housing	We Care Program	ESG RRH	Adults
Rapid Re-Housing	WestCare	San Joaquin Valley Veterans	Veterans and their Families
Rapid Re-Housing	Catholic Charities of the Dioceses of Stockton	VETFAM	Veterans and their Families
Rapid Re-Housing	Community Housing and Shelter Services	Rental Assistance	Families
Permanent Supportive Housing	Community Housing and Shelter Services	Permanent Housing for Chronically Homeless Program	Chronically homeless families
Permanent Supportive Housing	Community Housing and Shelter Services	Households in Recovery	Families in Recovery
Permanent Supportive Housing	Community Housing and Shelter Services	Permanent Supportive Housing for Families with Children 1&2	Chronically homeless families
Permanent Supportive Housing	Stanislaus County Affordable Housing Corp	Supportive Housing Outreach Project	Adults and Families



Permanent Supportive Housing	Stanislaus County Affordable Housing Corp	Permanent Housing #1	Adults and Families
Permanent Supportive Housing	We Care	We Care Turlock Permanent Housing	Adults
Permanent Supportive Housing	Community Impact Central Valley	HALO 1, 3, 5,	Chronically homeless
Permanent Supportive Housing	Community Impact Central Valley	Halo RCC Vet	Chronically homeless veterans and their families
Permanent Supportive Housing	Stanislaus County Housing Authority	Shelter Plus Care	Adults and Families
Permanent Supportive Housing	Stanislaus County Housing Authority	Glendale Annex, Palm Valley, Kansas House, Kestrel Ridge, King Kennedy Cottages, and other projects	Varies

Permanent Supportive Housing	Turning Point		
Day Center	Modesto Gospel Mission	Children and Youth Center	Youth
Basic Needs	Modesto Gospel Mission	Meal Service	Any
Medical	Modesto Gospel Mission	Meal Clinic	Any
Day Center	Modesto Gospel Mission	Freedom Road Day Center	Adults
Day Center	Turlock Gospel Mission	Restoration Program	Men and Women
Crisis Line	Haven Women's Center	24-Hour Crisis Line	DV
Youth Program	Haven Women's Center	Kids Count!, Teens Count!, T.R.U.S.T	Youth
Navigation Center	Center for Human Services	Youth Navigation Center	Youth, TAY
Outreach	WestCare	Operation M.O.V.E.	Veterans and their Families
Triage and Assessment	Turning Point	Triage and Engagement Program	Adults

Triage and Assessment, Coordinated Entry	Turning Point	Housing Assessment Team	Any
Peer Support	Turning Point	Peer Navigators	Individuals and Families
Recovery	Turning Point	Integrated Services Agency	Adults with Mental Illness
Non-Crisis Support Line	Turning Point	Warm Lin	Any
Day Center	Turning Point	Empowerment Center	Behavioral Health Consumers and their Families
Food Service	Turning Point	Garden of Eat'N	
Transportation	Turning Point	Community Activities and Rehabilitation Transportation	Adults and Families

Mainstream Benefit	Community Services Agency	Stanislaus County GA/GR	Any
Advocacy	Community Services Agency	Housing and Disability Advocacy Program	Individuals with a Disability
Mainstream Benefit	Community Services Agency	CalWORKs	Families
Mainstream Benefit	Community Services Agency	Homeless Assistance Program	Families
Mainstream Benefit	Community Services Agency	Housing Support Program	Families

# APPENDIX F: SYSTEM PERFORMANCE MAP

