

State of California Consolidated Annual Performance & Evaluation Report (CAPER) Fiscal Year 2023-2024 (FY23)

September 17, 2024
2:00pm - 3:30pm


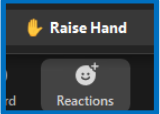
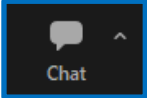

California Department of Housing and
Community Development (HCD)

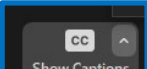
Division of Federal Financial Assistance (DFFA)





Housekeeping

- ▶ All Participant Lines Muted Upon Entry 
- ▶ Use “Raise Hand” Feature 
- ▶ Use Chat 
- ▶ Comments on FY23 CAPER Saved as Public Record
- ▶ Periodically Pause for Questions/Comments
- ▶ Call In Option 

Meeting ID: 893 6276 1396
One tap mobile
+16694449171,,89362761396# US
+16699009128,,89362761396# US (San Jose)
- ▶ Meeting Is Recorded
- ▶ Recording and Slides Available/Posted
- ▶ Closed Captioning 



Presenters

- ▶ *Presentation Host*
 - ▶ Tim Koop-Whittley- *HUD Reporting Representative*
- ▶ *Presenters*
 - ▶ Farid Barkzai - *HUD Reporting Representative*
 - ▶ Crystal White - *CDBG Specialist*
 - ▶ Michael Phillips - *CDBG Specialist*
 - ▶ Amanda Lockwood - *ESG Specialist*
 - ▶ Jay Cortese - *HOME Specialist*
 - ▶ Mylinh Tran - *NHTF Program Manager*
 - ▶ Claudia Sharygin - *HCD Consultant*



Agenda

- ▶ Introduction
- ▶ CAPER Background
- ▶ Goals and Accomplishments
- ▶ Program Highlights
- ▶ Other Sections
- ▶ Questions/Comments
- ▶ Resources

CAPER Background





CAPER Background

- ▶ The Consolidated Annual Performance and Evaluation Report (CAPER) is an assessment of the progress made towards achieving strategic plan and action plan goals.
- ▶ Fiscal Year 2023-24 (FY23)
 - ▶ Reporting Period: 7.1.23 - 6.30.24
- ▶ Programs Included:
 - ▶ Community Development Block Grant (CDBG) Program
 - ▶ CDBG Coronavirus Aid, Relief, and Economic Security (CARES) Act (CDBG-CV)
 - ▶ Emergency Solutions Grants (ESG) Program
 - ▶ ESG Coronavirus Aid, Relief, and Economic Security (CARES) Act (ESG-CV)
 - ▶ HOME Investment Partnerships (HOME) Program
 - ▶ National Housing Trust Fund (NHTF or HTF) Program
 - ▶ Housing Opportunities for Persons With AIDS (HOPWA) Program



CAPER Background (Continued)

CAPER Sections

- ▶ CR-05 Goals and Outcomes
- ▶ CR-10 Racial and Ethnic Composition of Families
- ▶ CR-15 Resources and Investments
- ▶ CR-20 Affordable Housing
- ▶ CR-25 Homeless and Other Special Needs
- ▶ CR-30 Public Housing
- ▶ CR-40 Monitoring
- ▶ CR-45 CDBG
- ▶ CR-50 HOME
- ▶ CR-55 HOPWA
- ▶ CR-58 Section 3
- ▶ CR-60 ESG
- ▶ CR-65 ESG Persons Assisted
- ▶ CR-70 ESG Assistance Provided and Outcomes
- ▶ CR-75 ESG Expenditures

CR-05

Goals and Accomplishments





CR-05 Goals and Accomplishments

Action Plan Goal	Amount Expended	Goal Outcome Indicator (GOI)	% of Goal
Increase Housing Affordability	CDBG: \$5,244,242	Rental Units Constructed: 225 Household Housing Units (HHU)	188%
	HOME: \$27,179,043	Rental Units Rehabilitated: 210 HHU	840%
		Homeowner Housing Rehabilitated: 46 HHU	19%
		Homeowner Housing Added: 25 HHU	93%
HTF: \$11,842,332	Direct Financial Assistance to Homebuyers: 16 HH Assisted (HA)	31%	



CR-05 Goals and Accomplishments

Action Plan Goal	Amount Expended	Goal Outcome Indicator (GOI)	% of Goal
Addressing and Preventing Homelessness	ESG: \$7,735,748	Tenant-Based Rental Assistance/ Rapid Rehousing: 2,580 HA	92%
	HOME: \$969,852	Homeless Person Overnight Shelter: 13,559 Persons Assisted	85%
	HOPWA: \$2,928,800	Homelessness Prevention: 610 Persons Assisted	81%
	CDBG: \$1,117,485.73	HIV/AIDS Housing Operations: 5 HHU	33%



CR-05

Goals and Accomplishments

Action Plan Goal	Amount Expended	Goal Outcome Indicator (GOI)	% of Goal
Increase Economic Development Opportunities	CDBG: \$4,376,460	Jobs Created/Retained: 176 Jobs	440%
		Businesses Assisted: 36 Businesses	40%



CR-05

Goals and Accomplishments

Action Plan Goal	Amount Expended	Goal Outcome Indicator (GOI)	% of Goal
Maintain or Improve Public Facilities and Infrastructure	CDBG: \$18,536,278	Public Facility or Infrastructure Activities other than Low/Moderate Income Housing Benefit: 193,677 Persons Assisted	173%



CR-05 Goals and Accomplishments

Action Plan Goal	Amount Expended	Goal Outcome Indicator (GOI)	% of Goal
Maintain or Improve Access to Public Services	CDBG: \$4,781,582.31	Public Service Activities other than Low/Moderate Income Housing Benefit: 54,457 Persons Assisted	182%
		Public Service Activities for Low/Moderate Income Housing Benefit: 48 HA	48%
*Recovery Assistance for Natural Disaster Survivors	*Activities associated with this goal are funded by HCD's Disaster Recovery (DR) program: https://www.hcd.ca.gov/grants-and-funding/disaster-recovery-and-mitigation		

CR-15 Resources and Investments





CR-15

Resources and Investments

Program	Resources Made Available	Expended* During Program Year
CDBG	\$39,250,303	\$42,659,384
ESG	\$12,412,939	\$9,858,011.63
HOME	\$105,840,496	\$27,179,043
HTF	\$62,249,056.21	\$11,842,332
HOPWA	\$7,198,143	\$2,928,800
Other	\$1,357,458,796	\$109,120,765

*Expended = Drawn from IDIS/DRGR

CR-20 Affordable Housing





CR-20 Affordable Housing

Description of Affordable Housing	One Year Goal	Actual
Number of homeless households to be provided affordable housing units	2,900	2,423 ESG: 2,423
Number of non-homeless households to be provided affordable housing units	544	651 (CDBG: 268, HOME: 312, HTF: 71)
Number of special needs households to be provided affordable housing units	780	599 HOPWA: 599
TOTAL	4,224	3,673



CR-20 Affordable Housing

Description of Affordable Housing	One Year Goal	Actual
Number of households supported through rental assistance	3,655	3,151 (ESG: 2,423, HOME: 129, HOPWA: 599)
Number of households supported through the production of new units	247	250 (HOME: 179, HTF: 71)
Number of households supported through rehabilitation of existing units	270	256 (CDBG: 254, HOME: 2)
Number of households supported through acquisition of existing units	52	16 (CDBG: 14, HOME: 2)
TOTAL	4,224	3,673

Program Highlights

Community Development Block Grant (CDBG)





CDBG - Program Highlights

Resources Made Available	Amount Expended During Program Year
\$39,250,303	\$42,659,384

▶ Affordable Housing Goals

- CDBG expended approximately \$5.24 million on acquisition for rehabilitation, single and multi-unit rehabilitation and assistance to low-income homeowners. Approximately \$3 million of this amount was dedicated to first-time homebuyer assistance.

▶ Non-Housing Community Development Goals

- HCD significantly supported rural community development through expenditures on public facilities and infrastructure (approximately \$18.5 million) and public services (approximately \$4.7 million). HCD also supported rural economic development, providing \$4.4 million in assistance to local businesses.



CDBG - Program Highlights

Programs	Number of Persons Benefitting
Housing	268
Economic Development	176
Public Services	54,457
Public Improvements	193,677

Race	Persons Benefitting
White	506
Black or African American	19
Asian	12
American Indian or American Native	14
Native Hawaiian or Other Pacific Islander	2
Other Multi-Racial	49
Total	602
Hispanic	115
Non-Hispanic	487
Total	602

Income Levels	Households Served	
	Owner Occupied	Renter Occupied
Extremely Low-income	19	101
Low-income	62	55
Moderate-income	28	3
Total	109	159



CDBG - Success Story

Memorial Park Grass Valley, County of Nevada



A new basketball court and 2 additional pickleball courts were built, and a turf softball field was installed accommodating many different youth and adult sports including softball for seniors, baseball, soccer, flag football, and kickball. Restrooms were replaced, green spaces were renewed, and access to the park was improved by extending the avenue leading to the park and constructing additional parking.

Project Funding CDBG:

\$3,499,281 + City of Grass Valley PI: \$886,857 = \$4,386,138 Impact



CDBG - Success Story

The Odyssey House Adult Residential Program supports clients transitioning to the community from settings including intensive care in psychiatric hospitals, long-term care mental health institutes, or mental health recovery centers. Some clients have experienced chronic homelessness or struggled to live independently prior to admission to Odyssey House, and some have faced additional challenges as they reenter the community from the justice system. The County of Nevada used CDBG funds to renovate the original 1980's dilapidated house into a 6,384 square foot state-of-the-art Transitional Housing Facility for adults experiencing severe mental illness.

CDBG:
\$3,635,507 + County of Nevada CDBG PI: \$437,000 = **\$4,072,507**
Impact



Program Highlights

Community Development Block Grant CARES Act (CDBG-CV)





CDBG-CV Program Highlights

- ▶ Since launch, CDBG-CV has assisted over 162,000 California residents
- ▶ In FY2023, CDBG-CV realized the following accomplishments:
 - Assisted more than 85,000 individuals through public services
 - Supported 50 economic development programs across the State
 - Continued development of 32 permanent housing multi-family developments
 - Created or improved access for more than 30,000 individuals to public facilities across the State
- ▶ In FY2023, CDBG-CV expended \$27m on eligible activities



CDBG-CV Program Highlights

- ▶ City of Dixon Small Business COVID Support Program
 - Assisted 11 small businesses impacted by COVID 19 to retain jobs through forgivable loans
- ▶ City of Paso Robles Homekey Rehabilitation
 - Converted 60 Homekey rooms into studio apartments for households experiencing homelessness
- ▶ County of Trinity Health Transportation Services
 - Procured vehicle to transport behavioral health clients to treatment outside of the County; offering this service to over 1,746 clients with 152 clients regularly needing this service

Program Highlights

Emergency Solutions Grants (ESG)





ESG - Program Highlights

- During the FY23 Reporting Period, ESG served approximately 17,000 persons and expended over \$9 million dollars.
- In September of 2023, a Homelessness Prevention NOFA for \$1.7 million in disencumbered funds was issued
 - 6 subrecipients were awarded over 1 million dollars



ESG - Program Highlights

Activity Type	Expenditures	Persons Served
Rapid Re-Housing	\$4,193,923	3,211
Emergency Shelter	\$3,425,886	6,249
Street Outreach	\$609,880	7,236
Homelessness Prevention	\$115,939	119

Program Highlights

Emergency Solutions Grants CARES ACT (ESG-CV)





ESG-CV Program Highlights

- 49 Subrecipients, including 7 Tribal Communities, had executed contracts to utilize ESG-CV funds to prepare for, prevent and respond to COVID-19.
- HCD worked with ICF to provide training, technical assistance and support to subrecipients throughout the grant period.
- The total ESG-CV amount of funds spent by June 30, 2024 was approximately \$318.7 million of the \$319.5 million.



ESG-CV Program Highlights

Start of ESG-CV through June 30, 2024

Activity Type	Expenditures	Persons Served
Rapid Re-Housing	\$94,306,574.05	25,061
Emergency Shelter	\$164,963,982.53	52,823
Street Outreach	\$26,287,599.17	21,347
Homelessness Prevention	\$432,426.69	823

Program Highlights

HOME Investment Partnerships (HOME)





HOME - Program Highlights

- Released a HOME NOFA in January 2024 for approximately \$120 million, which included 2022 and 2023 HUD HOME allocations, and which included a 20% target reservation for Native American Entities. It was over-subscribed, so it appears all available funds will be awarded, mostly to multifamily projects.
- The State HOME Program greatly exceeded its \$2.27 million matching funds obligation, by roughly \$14.2 million.
- HOME Expenditures were over \$27 million.



HOME - Program Highlights

Activity Type	Expenditures	Units Completed/ Assisted
Rental Construction/ Rehabilitation, including Tenant-Based Rental Assistance	\$13,251,543	73
Direct Financial Assistance to Homebuyers	\$1,416,939	26
Owner-Occupied Rehabilitation	\$81,098	2



HOME Investment Partnerships Program (HOME) - Success Story

Parkside Apartments

- Multifamily Rental New Construction Project
- 39 HOME-assisted Units
- Target Population: Family households and Farmworkers
- Family households and Farmworkers earning up to 60% of Area Median Income
- 19 One-bedroom apartments, 10 Two-bedroom apartments & 10 Three-bedroom apartments
- On-Site Amenities: leasing office, spacious community room, and maintenance shop
- Shopping, a grocery store, schools, and public transportation are within a mile of the project
- Located in the City of Delano, in Kern County



Program Highlights

National Housing Trust Fund (NHTF)





NHTF - Program Highlights

The state has implemented the approved NHTF Allocation Plan.

- Affordable multifamily rental housing.
- Target Population: Extremely Low-Income households at or below 30% of Area Median Income (AMI).

Project Name	Location	NHTF Completed Units	Other Assisted Units	Exempt Management Units	Total Units
BFHP HOPE Center	Berkeley	12	41	0	53
Casa Paloma	Midway City	34	35	2	71
Path Villas Hollywood	Los Angeles	25	34	1	60
	Total	71	110	3	184



NHTF - Success Story

New Construction

- 53 Studio Units
- Area Median Income (AMI)
Range: 15% to 30% AMI
- 10 AHSC Assisted Units
- 12 NHTF Assisted Units
- 15 SHMHP Assisted Units
- 16 NPLH Assisted Units
- 53 Units offering Project-Based Voucher

BFHP HOPE CENTER in BERKELEY





NHTF - BFHP Hope Center (Cont'd)

Amenities

- On-site Management Agent
- On-site Case Management & Supportive Services
- Commercial kitchen
- Large community room
- Proximity to public transportation





NHTF - Success Story




CASA PALOMA in MIDWAY CITY

- New Construction
- 71 Units
 - 59 one-bedroom
 - 10 two-bedroom
 - 2 two-bedroom manager units
- Area Median Income (AMI)
Range 30% to 50% AMI
- 34 NHTF Assisted Units
- 48 Permanent Supportive Housing



NHTF Casa Paloma (Cont'd)



Amenities

- On-site Management Agent
- On-site Case Management & Supportive Services
- Spacious outdoor courtyard
- Large community room



NHTF - Success Story

PATH VILLAS HOLLYWOOD in LOS ANGELES

- New Construction
- 60 units
 - 45 studios (approx. 450 sq ft)
 - 14 one-bedrooms unit (approx. 740 sq ft)
 - One two-bedroom manager unit (approx. 970 sq ft)
- Area Median Income (AMI)
Range: 30% to 50% AMI
- 25 NHTF Assisted Units
- 59 Units offer Project-Based Voucher






NHTF - Path Villas Hollywood (cont'd)

Amenities

- On-site Management Agent & Case Management
- Landscaped courtyard
- Large community room with communal teaching kitchen
- Sixth floor sky deck with views of Downtown Los Angeles



Program Highlights

Housing Opportunities for Persons With AIDS (HOPWA)





HOPWA - Program Highlights

- ▶ The Housing Opportunities for Persons With AIDS (HOPWA) Program funds housing assistance and supportive services designed to reduce or prevent homelessness for persons living with HIV (PLWH).
- ▶ During FY 2023-24, HOPWA served:
 - ▶ 683 households with housing assistance (rent, mortgage, utility, move-in, shelter, facility operating costs)
 - ▶ 810 households with supportive services (food, transportation, case management)
 - ▶ 300 households with housing location and information assistance

Other Sections





Other Sections

- ▶ **CR-10:** Racial and Ethnic Composition of Families Assisted
- ▶ **CR-25:** Homelessness and Other Special Needs
- ▶ **CR-35:** Other Actions
 - ▶ Other actions taken to remove barriers to affordable housing, address underserved needs, and reduce the number of families in poverty.
- ▶ **CR-40:** Monitoring



Questions, Comments, Feedback?





Public Comments and Questions

- ▶ Draft FY23 CAPER:
 - ▶ <https://www.hcd.ca.gov/sites/default/files/docs/policy-and-research/plan-report/2023-2024-caper.pdf>
 - ▶ Public Comment Period:
 - ▶ September 9, 2024 - September 24, 2024
- ▶ Comments can be provided in any form that is convenient to the public, including:
 - ▶ Written Responses
 - 651 Bannon Street, Suite 700
Sacramento, CA 95811
 - ▶ Email
 - CAPER@hcd.ca.gov
 - ▶ Phone
 - (916) 450-3083



Resources

▶ CAPER:

- ▶ <https://www.hcd.ca.gov/policy-and-research/plans-and-reports>
- ▶ Click on “Federal Plans and Reports”, under Consolidated Annual Performance and Evaluation Reports (CAPER)
 - ▶ <https://www.hcd.ca.gov/sites/default/files/docs/policy-and-research/plan-report/2023-2024-caper.pdf>
 - ▶ Federal Plans & Reports:
- ▶ <https://www.hcd.ca.gov/policy-and-research/plans-and-reports>
- ▶ Click on “Federal Plans and Reports”



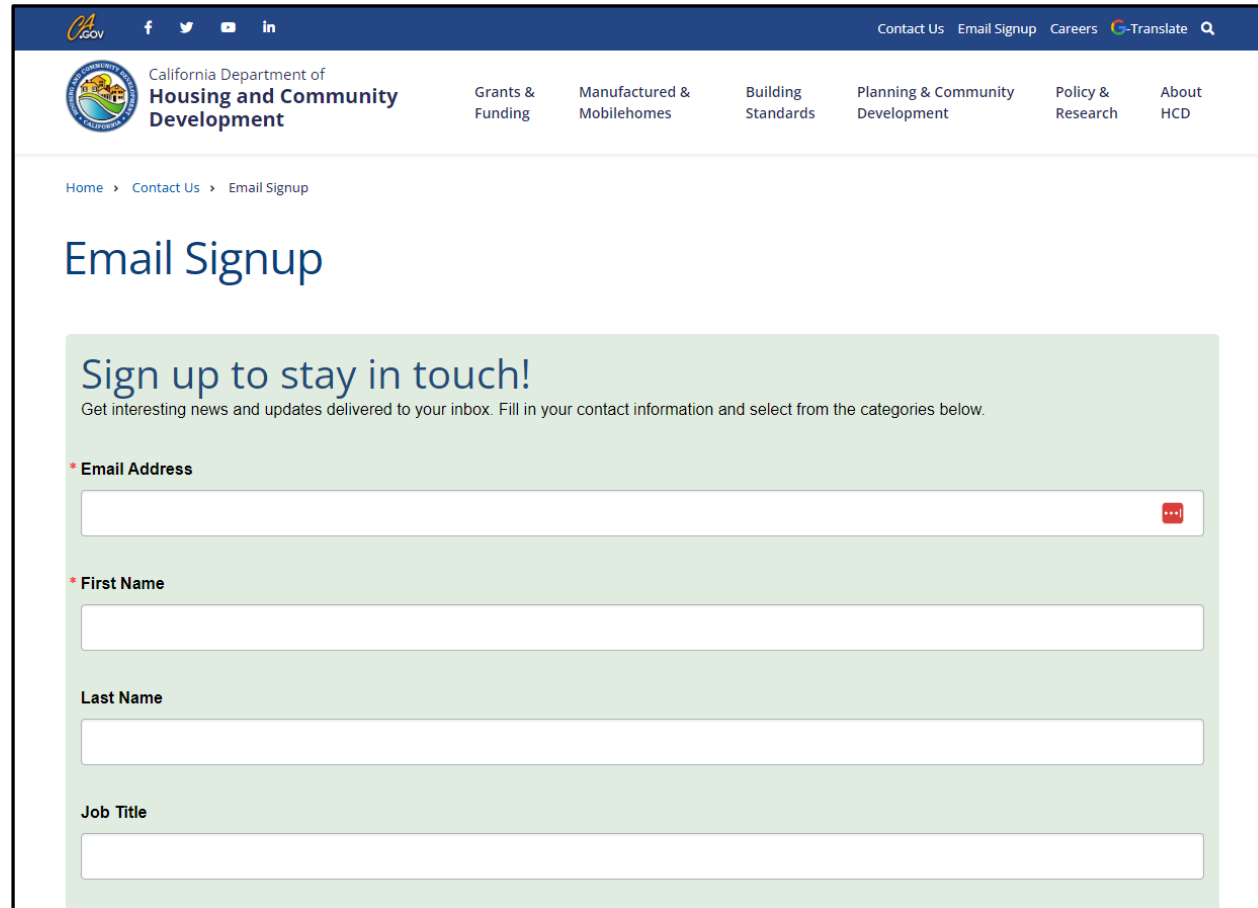
Resources (Cont.)

- ▶ HCD Active Programs:
 - ▶ <https://www.hcd.ca.gov/grants-and-funding/programs-active>
- ▶ HCD Comments/Questions/Feedback:
 - ▶ CAPER@hcd.ca.gov
- ▶ HCD Email Signup:
 - ▶ <https://www.hcd.ca.gov/contact-us/email-signup>



Stay in the know & sign up for HCD emails

<https://www.hcd.ca.gov/contact-us/email-signup>

A screenshot of the California Department of Housing and Community Development's "Email Signup" page. The page has a dark blue header with the CA.gov logo, social media icons, and navigation links for "Contact Us", "Email Signup", "Careers", and "Translate". Below the header is a navigation menu with links for "Grants & Funding", "Manufactured & Mobilehomes", "Building Standards", "Planning & Community Development", "Policy & Research", and "About HCD". The main content area shows a breadcrumb trail "Home > Contact Us > Email Signup" and a large heading "Email Signup". A green box contains the text "Sign up to stay in touch!" and "Get interesting news and updates delivered to your inbox. Fill in your contact information and select from the categories below." Below this are four input fields: "Email Address" (with a red asterisk and a red "x" icon), "First Name" (with a red asterisk), "Last Name", and "Job Title".



Follow HCD on Social Media



▶ Like us on Facebook: [/CaliforniaHCD](#)



▶ Follow us on Twitter: [@California_HCD](#)



▶ Follow us on LinkedIn: [/company/californiahcd](#)



Join Team HCD

HCD values diversity at all levels of the department and is committed to fostering an environment in which employees from a variety of backgrounds, cultures, and personal experiences are welcomed and can thrive. We believe the diversity of our employees and their unique ideas inspire innovative solutions to complex housing challenges.

Join us and help improve the lives of all Californians.

To find jobs at HCD:

Visit: jobs.ca.gov and click “Advanced Job Search.”

- ▶ Search for California Department of Housing and Community Development

New to state service? Don't worry.

You can view the step-by-step process on jobs.ca.gov.



Thank you!

Thank you for your participation. Your feedback helps us in our efforts to promote safe, affordable homes and vibrant, inclusive, sustainable communities for all Californians.

For more information, or to send a comment or question, please email CAPER@hcd.ca.gov.